

Request for Proposal
For
Design, Construction, Commissioning and Handing over
Along with Facility Management and
5 years Operation and Maintenance of
Integrated Command and Control Centre Building
At Panjabari near Vipanan Kendra
In Guwahati, Assam
On
DESIGN, BUILD AND OPERATE BASIS

Volume V: Tender Drawings



Guwahati Smart City Limited
04th Floor, Aditya Tower, Opp. - Down Town Hospital
G.S Road, Guwahati, Assam-781006
Email: mdsmartguwahati@gmail.com
Telephone: 6913104033 (o)

Tender No. : SPV/GSCL/DEV/93/2018/243

SCHEDULE E
TENDER DRAWINGS

BID DRAWING LIST

SR. NO.	DRAWING NO.	DRAWING NAME
ARCHITECTURAL		
1.	TCE.10477A-AC-1007-MP-10011	Site Plan
2.	TCE.10477A-AC-1007-AC-10101	Ground Floor Plan
3.	TCE.10477A-AC-1007-AC-10102	First Floor Plan/ Second Floor Plan
4.	TCE.10477A-AC-1007-AC-10103	Third Floor Plan/ Fourth Floor Plan & Terrace Plan
5.	TCE.10477A-AC-1007-AC-10120	Sections
6.	TCE.10477A-AC-1007-AC-10121	Elevations A & B
7.	TCE.10477A-AC-1007-MP-10012	Boundary Wall Details
8.	TCE.10477A-AC-1007-AC-10001	General Construction Details
9.	TCE.10477A-AC-1007-AC-10002	Finishing Schedule
10.	TCE.10477A-AC-1007-IW-10130	Furniture Layout - First Floor/ Second Floor
11.	TCE.10477A-AC-1007-IW-10131	Furniture Layout - Fourth Floor
12.	TCE.10477A-AC-1007-IW-10132	Signage Plan - Ground Floor, First Floor
13.	TCE.10477A-AC-1007-IW-10133	Signage Plan - Second Floor, Third Floor
LANDSCAPE		

14.	TCE.10477A-LP-1018-LP-10401	Site plan and External Level Plan
15.	TCE.10477A-LP-1018-LP-10402	Hardscape plan/ Lighting Plan
16.	TCE.10477A-LP-1018-LP-10403	Planting Plan -Trees and Shrubs
CIVIL		
1.	TCE.10477A-CV-1007-RC-1001	Details of Column Layout (Sheet 1/9)
2.	TCE.10477A-CV-1007-RC-1002	Column Schedule (Sheet 2/9)
3.	TCE.10477A-CV-1007-RC-1003	Details of Column Sectional Details (Sheet 3/9)
4.	TCE.10477A-CV-1007-RC-1004	Details of Column Sectional Details (Sheet 4/9)
5.	TCE.10477A-CV-1007-RC-1005	Details of Column Sectional Details (Sheet 5/9)
6.	TCE.10477A-CV-1007-RC-1006	Details of Column Sectional Details (Sheet 6/9)
7.	TCE.10477A-CV-1007-RC-1007	Details of Column Sectional Details (Sheet 7/9)
8.	TCE.10477A-CV-1007-RC-1008	Details of Column Sectional Details (Sheet 8/9)
9.	TCE.10477A-CV-1007-RC-1009	Details of Column Sectional Details (Sheet 9/9)

10.	TCE.10477A-CV-1007-RC-1010	Details of Tie Beam Beam layout (Sheet 1/2)
11.	TCE.10477A-CV-1007-RC-1011	Details of Tie Beam Section (Sheet 2/2)
12.	TCE.10477A-CV-1007-RC-1012	Details of First Floor Beam Beam layout (Sheet 1/2)
13.	TCE.10477A-CV-1007-RC-1013	Details of First Floor Beam Section (Sheet 2/2)
14.	TCE.10477A-CV-1007-RC-1014	Details of Second Floor Beam Beam layout (Sheet 1/2)
15.	TCE.10477A-CV-1007-RC-1015	Details of Second Floor Beam Section (Sheet 2/2)
16.	TCE.10477A-CV-1007-RC-1016	Details of Third Floor Beam Beam layout (Sheet 1/2)
17.	TCE.10477A-CV-1007-RC-1017	Details of Third Floor Beam Section (Sheet 2/2)
18.	TCE.10477A-CV-1007-RC-1018	Details of Fourth Floor Beam (EL. 18550) Beam layout (Sheet 1/2)
19.	TCE.10477A-CV-1007-RC-1019	Details of Fourth Floor Beam (EL. 18550) Section (Sheet 2/2)

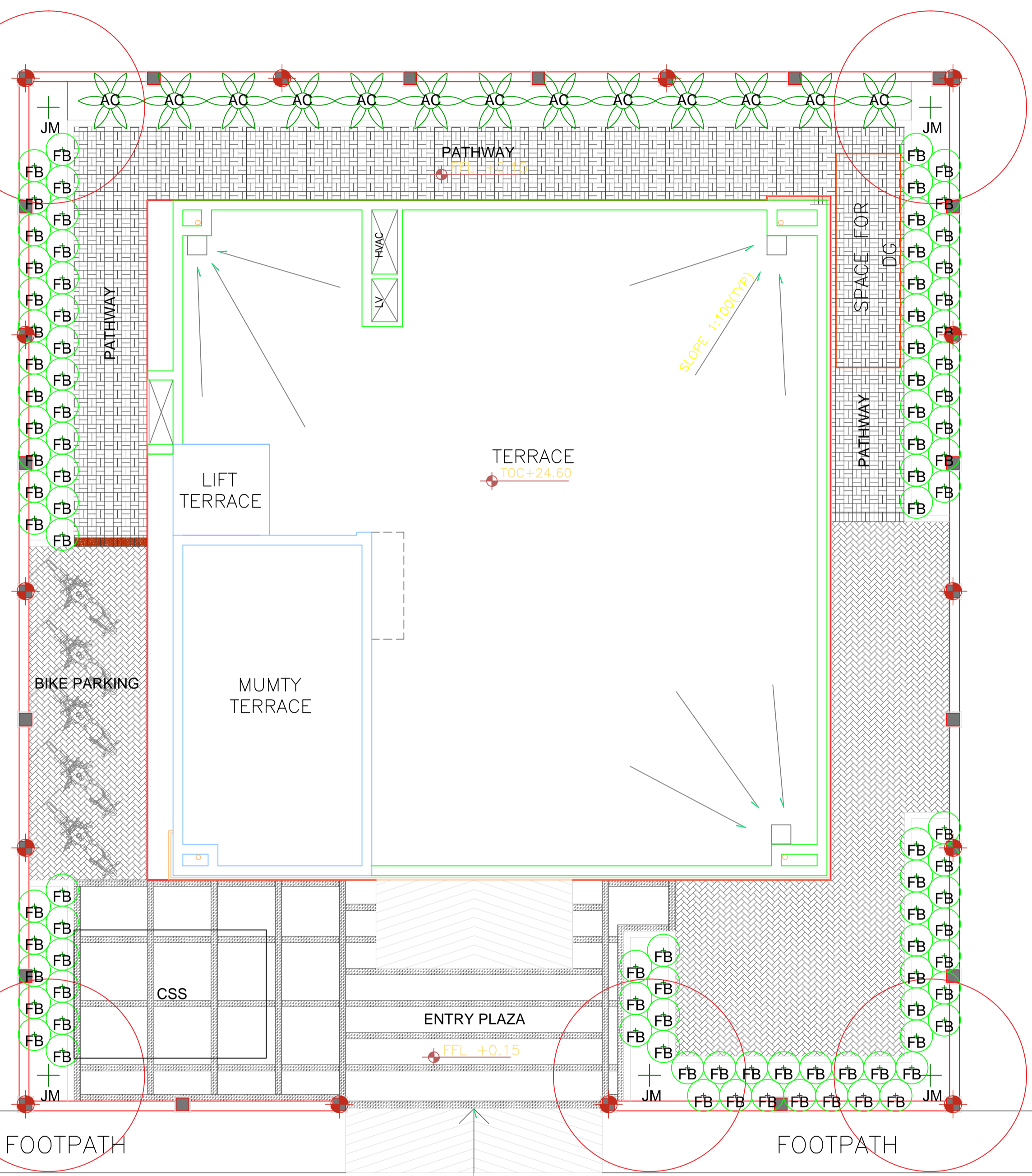
20.	TCE.10477A-CV-1007-RC-1020	Details of Fourth Floor Beam (EL. 18550/ +20050) Beam layout (Sheet 1/2)
21.	TCE.10477A-CV-1007-RC-1021	Details of Fourth Floor Beam (EL. 18550/+20050) Section (Sheet 2/2)
22.	TCE.10477A-CV-1007-RC-1022	Details of Roof Beam Beam layout (Sheet 1/2)
23.	TCE.10477A-CV-1007-RC-1023	Details of Roof Beam Section (Sheet 2/2)
24.	TCE.10477A-CV-1007-RC-1024	Details of First Floor Slab
25.	TCE.10477A-CV-1007-RC-1025	Details of Second Floor Slab
26.	TCE.10477A-CV-1007-RC-1026	Details of Third Floor Slab
27.	TCE.10477A-CV-1007-RC-1027	Details of Fourth Floor Slab (EL. 18550)
28.	TCE.10477A-CV-1007-RC-1028	Details of Fourth Floor Slab (EL. 18550/ +20050)
29.	TCE.10477A-CV-1007-RC-1029	Details of Roof Slab
30.	TCE.10477A-CV-1007-RC-1030	Details of Pile & pile Cap (Sheet 1/2)
31.	TCE.10477A-CV-1007-RC-1031	Details of Pile & pile Cap (Sheet 2/2)

32.	TCE.10477A-CV-1007-RC-1032	Details of Stair Case
33.	TCE.10477A-CV-1007-RC-1033	Details of 1,55,000 liter Underground Tank (Fire tank +Domestic Tank) & pump House General Arrangement Drawings (Sheet 1/2)
34.	TCE.10477A-CV-1007-RC-1034	Details of 1,55,000 liter Underground Tank (Fire tank +Domestic Tank) & pump House General Arrangement Drawings (Sheet 2/2)
35.	TCE.10477A-CV-1007-RC-1035	Details of 1,55,000 liter Underground Tank (Fire tank +Domestic Tank) & pump House General Arrangement Drawings (Sheet 3/2)
36.	TCE.10477A-CV-1007-RC-1036	Details of 1,55,000 liter Underground Tank (Fire tank +Domestic Tank) & pump House General Arrangement Drawings (Sheet 4/2)
37.	TCE.10477A-CV-1007-RC-1037	Details of 10,000 liter Overhead Tank (Fire tank +Domestic Tank) General Arrangement Drawings
ELECTRICAL		
1.	TCE.10477A-EL-4001-AU-40002_ SHEET-1	SLD (Sheet 1/3)
2.	TCE.10477A-EL-4001-AU-40002_ SHEET-2	SLD (Sheet 2/3)

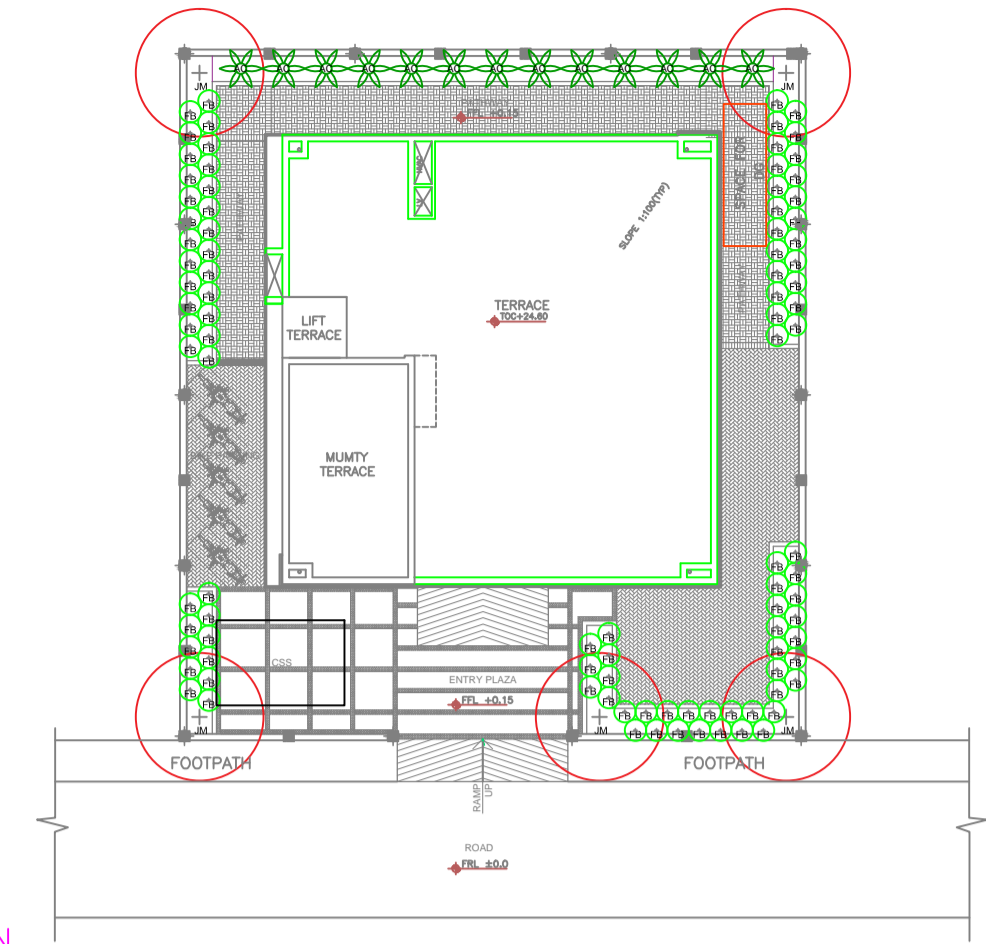
3.	TCE.10477A-EL-4001-AU-40002_ SHEET-3	SLD (Sheet 3/3)
FIRE FIGHTING		
1.	TCE.10477A-ME-6041_FF-60101	Ground Floor FPS layout
2.	TCE.10477A-ME-6041_FF-60102	1 st Floor FPS layout
3.	TCE.10477A-ME-6041_FF-60103	2 nd Floor FPS layout
4.	TCE.10477A-ME-6041_FF-60104	3 rd Floor FPS layout
5.	TCE.10477A-ME-6041_FF-60105	4 th Floor FPS layout
6.	TCE.10477A-ME-6041_FF-60106	Roof Floor FPS layout
7.	TCE.10477A-ME-6041_FF-60107	Hydrant & Sprinkler Schematic
PLUMBING		
1.	TCE.10477A-CV-819-6050	Drainage layout of Ground Floor
2.	TCE.10477A-CV-819-6050A	Water Supply layout of Ground floor
3.	TCE.10477A-CV-819-6051	Drainage layout of typical Toilet Block of 1 st floor & Third floor
4.	TCE.10477A-CV-819-6051A	Water Supply layout of typical Toilet Block of 1 st floor & Third floor

5.	TCE.10477A-CV-819-6052	Drainage layout of second Floor
6.	TCE.10477A-CV-819-6052A	Water Supply layout of second Floor
7.	TCE.10477A-CV-819-6053	Drainage layout of Fourth Floor
8.	TCE.10477A-CV-819-6053A	Water Supply layout of Fourth Floor
9.	TCE.10477A-CV-819-6054	Water Supply & drainage layout of Terrace Floor
10.	TCE.10477A-CV-819-6055	Rain Water Harvesting Arrangement

ARCHITECTURAL & LANDSCAPE DRAWINGS



VIPANAN KENDRA, PANJABARI CAMPUS



KEY PLAN (SCALE = NTS)

LEGEND:

	200/100 THK. BRICK MASONRY	FGL	FINISHED GROUND LEVEL
DWG	DRAWING	RWP	RAIN WATER PIPE
THK	THICK/THICKNESS	SQM	SQUARE METER
T	TREAD		
R	RISER		
TYB	TYPICAL		
FFL	FINISHED FLOOR LEVEL		

NOTES:

1. ALL DIMENSIONS ARE IN MILLIMETERS AND ELEVATIONS ARE IN METRES, UNLESS OTHERWISE NOTED.
2. ALL THE DIMENSIONS SHALL BE CHECKED AND VERIFIED AT SITE.
3. DRAWING SHALL NOT BE SCALED, WRITTEN DIMENSIONS SHALL BE FOLLOWED.
4. ALL FLOOR LEVELS MENTIONED ARE FINISHED FLOOR LEVELS UNLESS OTHERWISE NOTED.
5. ALL DIMENSIONS ARE INDICATED CONSIDERING UNPLASTERED MASONRY/ CONCRETE UNLESS OTHERWISE NOTED.

ENGINEERING REFERENCE DRAWINGS/DOCUMENTS:

FOR TENDER PURPOSE ONLY

DO NOT SCALE

P (PRELIMINARY) ISSUES ARE NOT TO BE USED FOR CONSTRUCTION / FABRICATION BUT ARE ISSUED FOR LIMITED PURPOSES ONLY AS INDICATED IN THE SMALL BLOCK ABOVE THIS BLOCK.

CONSTRUCTION / FABRICATION WORK IS PERMITTED ON 'R' (RELEASED) ISSUES ONLY.

INFORMATION CONTAINED WITHIN 'HOLD' IS NOT RELEASED FOR CONSTRUCTION / FABRICATION. FIELD MUST GET DESIGN OFFICE TO CLEAR 'HOLD'S' IN TIME BEFORE PROCEEDING WITH ANY CONSTRUCTION / FABRICATION WORK RELATED TO 'HOLD'S'.

Proprietary rights of the information contained herein belong to TCE. This information is intended to be used for the mentioned purpose/project only. In case of misuse of information and any claim arising therefrom, cost and consequence will be on the party misusing the information.

FILE NAME : TCE.10477A-AC-1007-MP-10011

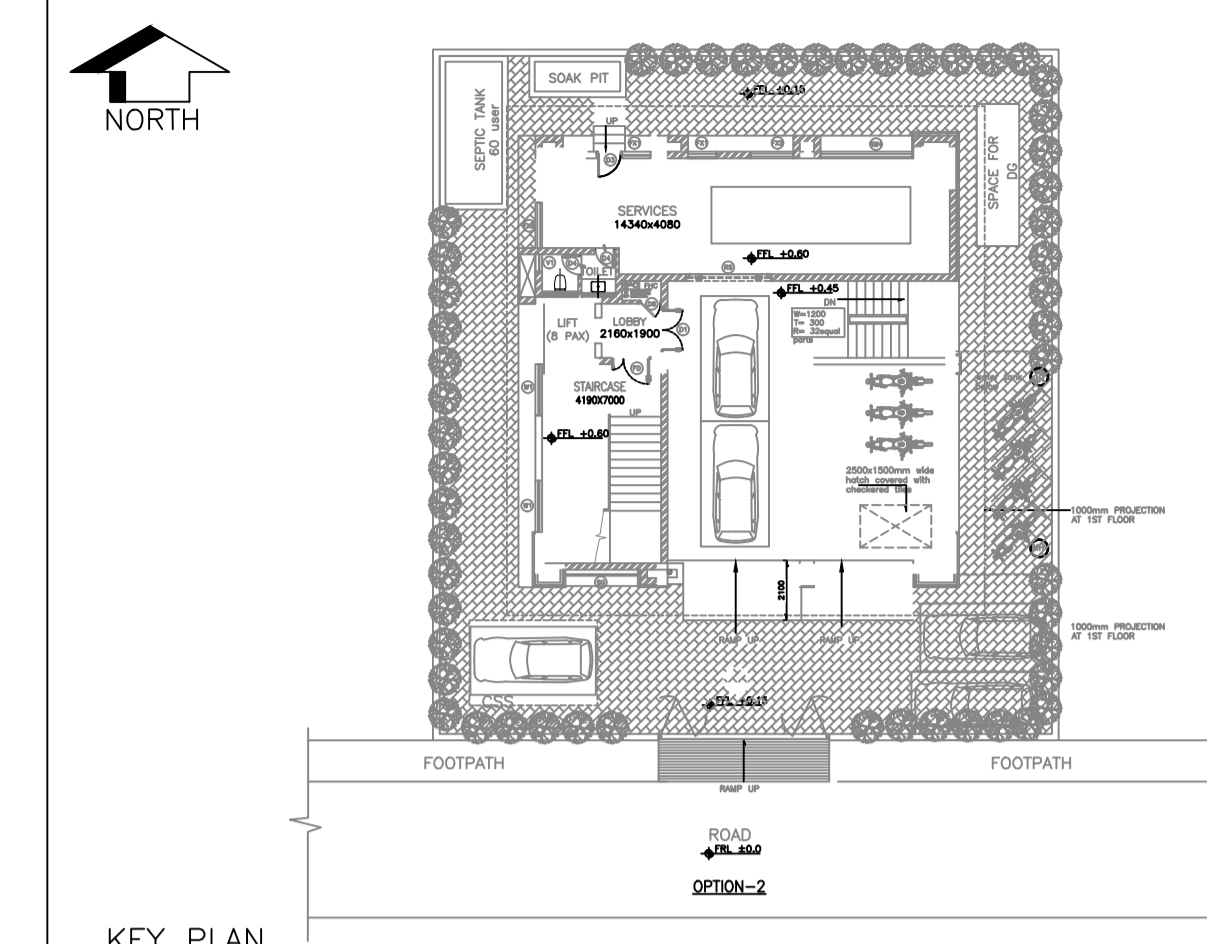
SIGN.	SD	NM	NV	CV	EL	IC	ME	PL	HVAC	EXT	LS	NM/AD	CR	28-02-2019
INITIALS														
REVISIONS														
ISSUE	DRN	DSN	CHD	CLEARED				PE/PM	APPD	DATE				

Guwahati Smart city Limited
SMART CITY MISSION GUWAHATI

SITE PLAN



TATA CONSULTING ENGINEERS LIMITED
MUMBAI



KEY PLAN
(SCALE - NTS)

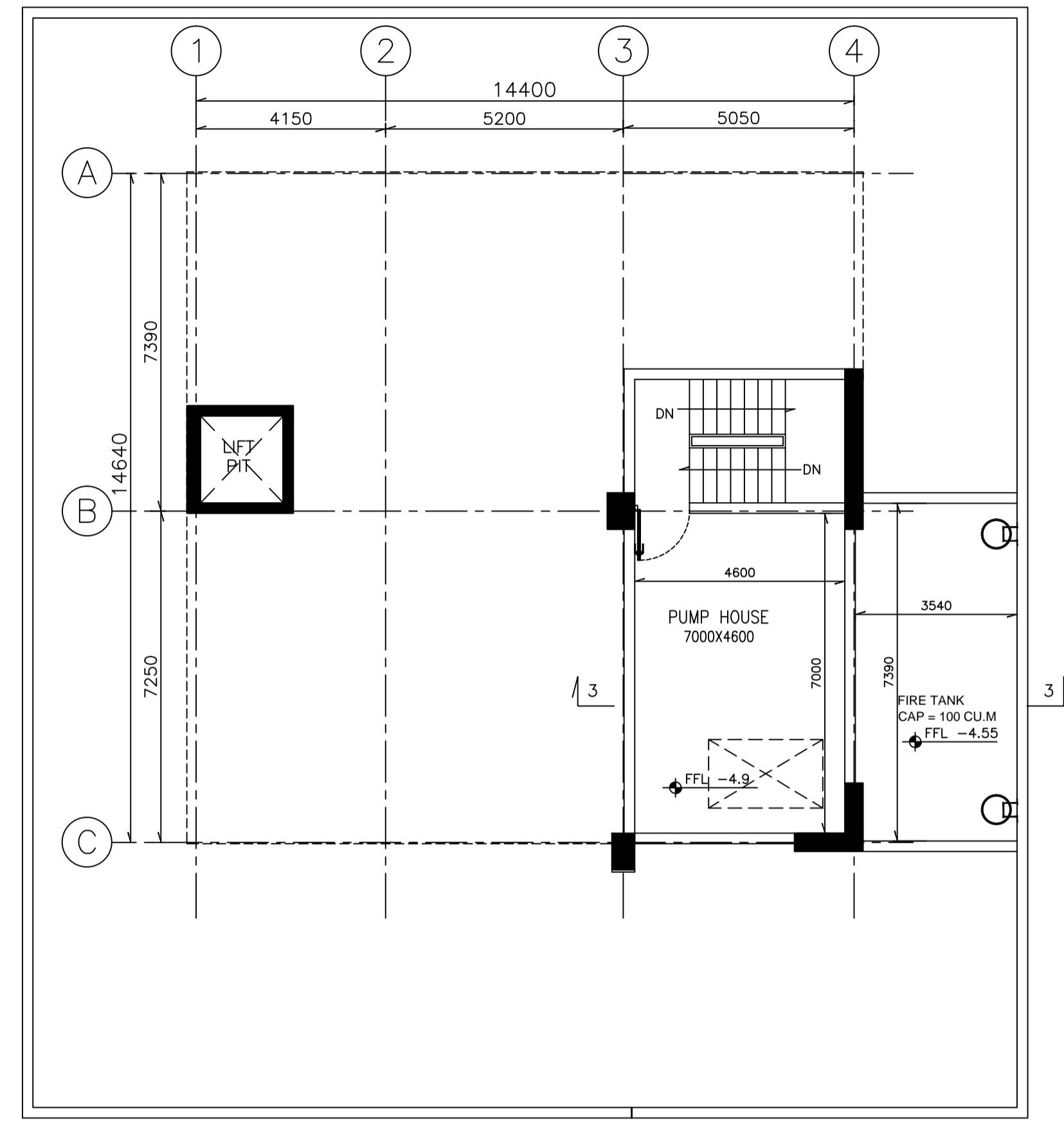
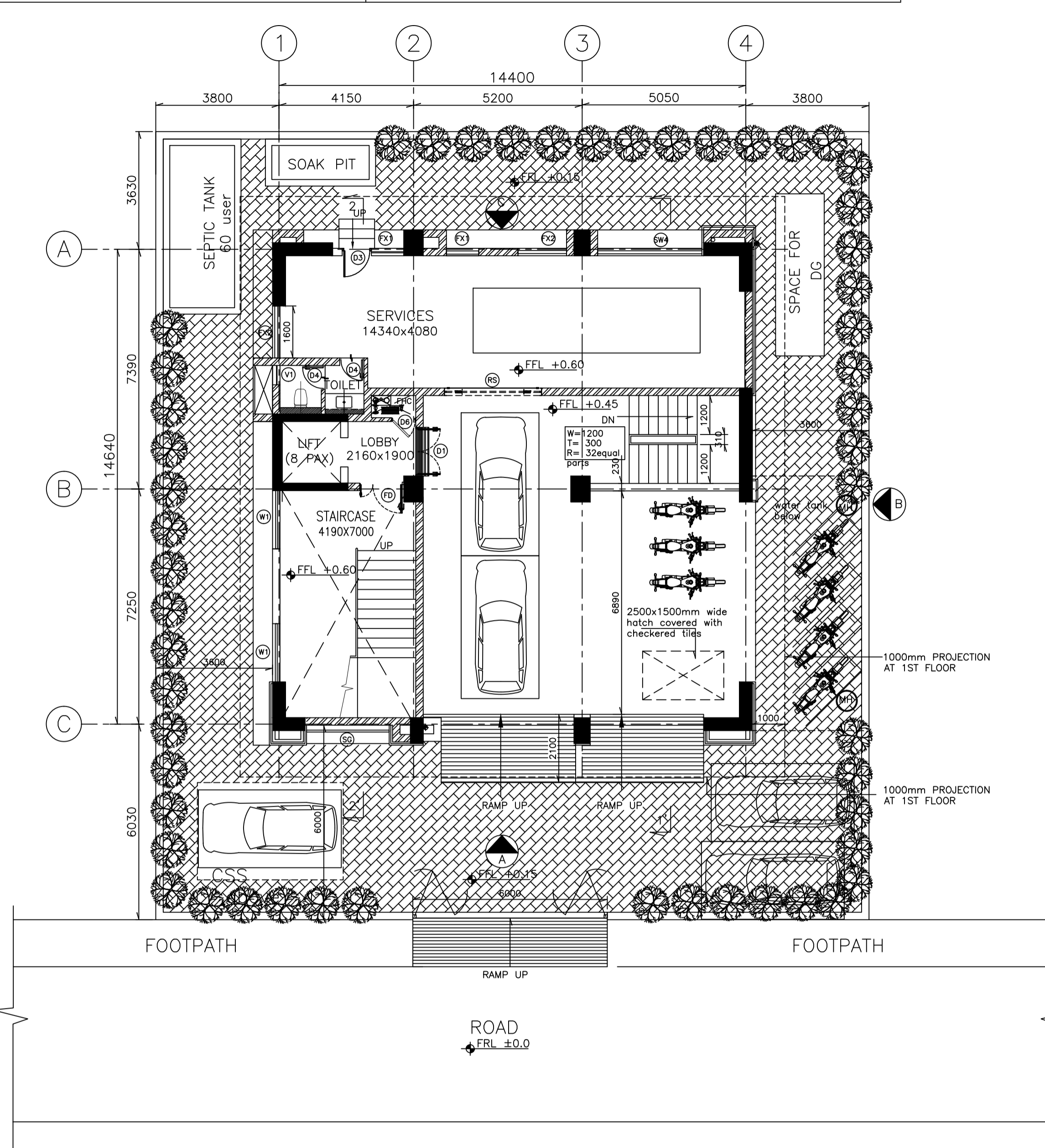
LEGEND:

[Hatched Pattern]	200/100 THK. BRICK MASONRY	[Symbol]	FINISHED GROUND LEVEL
[Symbol]	DWG DRAWING	[Symbol]	RWP RAIN WATER PIPE
[Symbol]	THK THICK/THICKNESS	[Symbol]	SQM SQUARE METER
[Symbol]	T TREAD	[Symbol]	
[Symbol]	R RISER	[Symbol]	
[Symbol]	TYP TYPICAL	[Symbol]	
[Symbol]	FFL FINISHED FLOOR LEVEL	[Symbol]	

NOTES:

- ALL DIMENSIONS ARE IN MILLIMETERS AND ELEVATIONS ARE IN METRES, UNLESS OTHERWISE NOTED.
- ALL THE DIMENSIONS SHALL BE CHECKED AND VERIFIED AT SITE.
- DRAWING SHALL NOT BE SCALED, WRITTEN DIMENSIONS SHALL BE FOLLOWED.
- ALL FLOOR LEVELS MENTIONED ARE FINISHED FLOOR LEVELS UNLESS OTHERWISE NOTED.
- ALL DIMENSIONS ARE INDICATED CONSIDERING UNPLASTERED MASONRY/ CONCRETE UNLESS OTHERWISE NOTED.

ENGINEERING REFERENCE DRAWINGS/DOCUMENTS:



GROUND FLOOR PLAN

DOOR SCHEDULE

DOOR TAG	WIDTH	HEIGHT	CILL	LINTEL	TOTAL NO.	DESCRIPTION
D1	1500	2400	00	2400	5	DOUBLE LEAF ALUMINUM TOUGHENED GLAZED DOOR
D2	1400	2400	00	2400	1	DOUBLE LEAF ALUMINUM TOUGHENED GLAZED DOOR
D3	900	2100	00	2100	9	SINGLE LEAF FLUSH DOOR
D4	750	2100	00	2100	9	SINGLE LEAF FRP DOOR WITH FRP FRAME
D5	1200	2100	00	2100	2	DOUBLE LEAF ALUMINUM TOUGHENED GLAZED/ SOLID PANEL DOOR
D6	750	1800	300	2100	5	SINGLE LEAF METAL DOOR FOR FHC
FD	1450	2400	0	2400	5	2hr FIRE RATED FIRE DOOR
FD1	750	1800	300	2100	8	2hr FIRE RATED FIRE DOOR
FD2	1200	2100	0	2100	2	2hr FIRE RATED FIRE DOOR
FD3	900	2100	0	2100	4	2hr FIRE RATED FIRE DOOR
RS	3000	3000	0	3000	1	METAL ROLLING SHUTTER
DW1	2850	2100	0	2100	1	FRAME LESS GLASS DOOR
DW2	3000	2100	0	2100	1	FRAME LESS GLASS DOOR
DW3	8475	2100	0	2100	1	FRAME LESS GLASS DOOR
TOTAL					54	

TOTAL 04

WINDOW SCHEDULE

WINDO W TAG	WIDTH	HEIGHT	CILL	LINTEL	TOTAL NO.	DESCRIPTION
W1	1800	1500	300 from stair landing	AS/DETAIL	10	FULLY GLAZED ALUMINUM OPENABLE WINDOW
SW1	1000	1500	900	2400	29	FULLY GLAZED (TOUGHENED) ALUMINUM SLIDING WINDOW
SW2	1800	1500	900	2400	2	FULLY GLAZED (TOUGHENED) ALUMINUM SLIDING WINDOW
SW3	2000	1500	900	2400	3	FULLY GLAZED (TOUGHENED) ALUMINUM SLIDING WINDOW
SW4	3200	1500	900	2400	5	FULLY GLAZED (TOUGHENED) ALUMINUM SLIDING WINDOW
FX1	1000	1500	900	2400	9	FULLY GLAZED (TOUGHENED) ALUMINUM FIXED WINDOW
FX2	900	1500	900	2400	10	FULLY GLAZED (TOUGHENED) ALUMINUM FIXED WINDOW
V1	600	600	1500	2100	5	FULLY GLAZED ALUMINUM VENTILATORS
TOTAL					73	

GLAZING SCHEDULE

GLAZING TAG	WIDTH	HEIGHT	CILL	LINTEL	TOTAL NO.	DESCRIPTION
SG	2550	2550	400	3000	1	STRUCTURAL GLAZING
SG1	4600	19500	0	19500	1	STRUCTURAL GLAZING
SG2	1480	19500	0	19500	1	STRUCTURAL GLAZING
SG3	3000	19500	0	19500	1	STRUCTURAL GLAZING
SG4	3240	5400	0	19500	1	STRUCTURAL GLAZING
TOTAL					5	

FOR TENDER PURPOSE ONLY
DO NOT SCALE

* (PRELIMINARY) ISSUES ARE NOT TO BE USED FOR CONSTRUCTION / FABRICATION BUT ARE ISSUED FOR LIMITED PURPOSES ONLY AS INDICATED IN THE SMALL BLOCK ABOVE THIS BLOCK.

CONSTRUCTION / FABRICATION WORK IS PERMITTED ON 'R' (RELEASED) ISSUES ONLY.

INFORMATION CONTAINED WITHIN 'HOLD' IS NOT RELEASED FOR CONSTRUCTION / FABRICATION. FIELD MUST GET DESIGN OFFICE TO CLEAR 'HOLD' IN TIME BEFORE PROCEEDING WITH ANY CONSTRUCTION / FABRICATION WORK RELATED TO 'HOLD'S'.

Proprietary rights of the information contained herein belong to TCE. This information is intended to be used for the mentioned purpose/project only. In case of misuse of information and any claim arising thereof, cost and consequence will be on the party misusing the information.

FILE NAME : TCE.10477A-AC-1007-AC-10101

SIGN.	INITIALS												
REVISIONS													
SIGN.	INITIALS												
REVISIONS													
PO	SIGN.	INITIALS							05-05-2020				
ISSUE	DRN	DSN	CHD	CV	EL	IC	ME	PL	HVAC EXT	LS	PE/PM	APPD	DATE

Guwahati Smart city Limited
 SMART CITY MISSION GUWAHATI

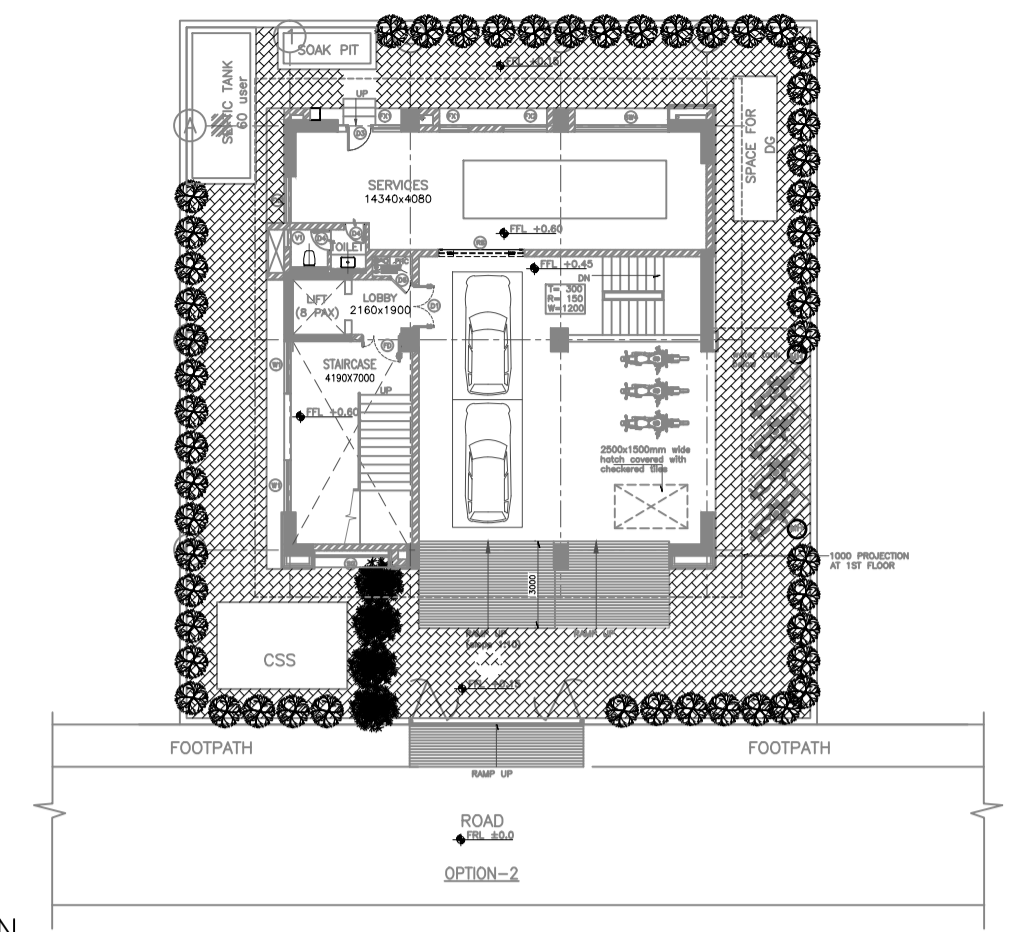
BASEMENT & GROUND FLOOR PLAN

TATA CONSULTING ENGINEERS LIMITED
 MUMBAI

SCALE : 1:100
 DWG NO. : TCE.10477A-AC-1007-AC-10101
 DC & DISC: DEL-AC

ISSUE PO

TCE FORM NO. 091 RO



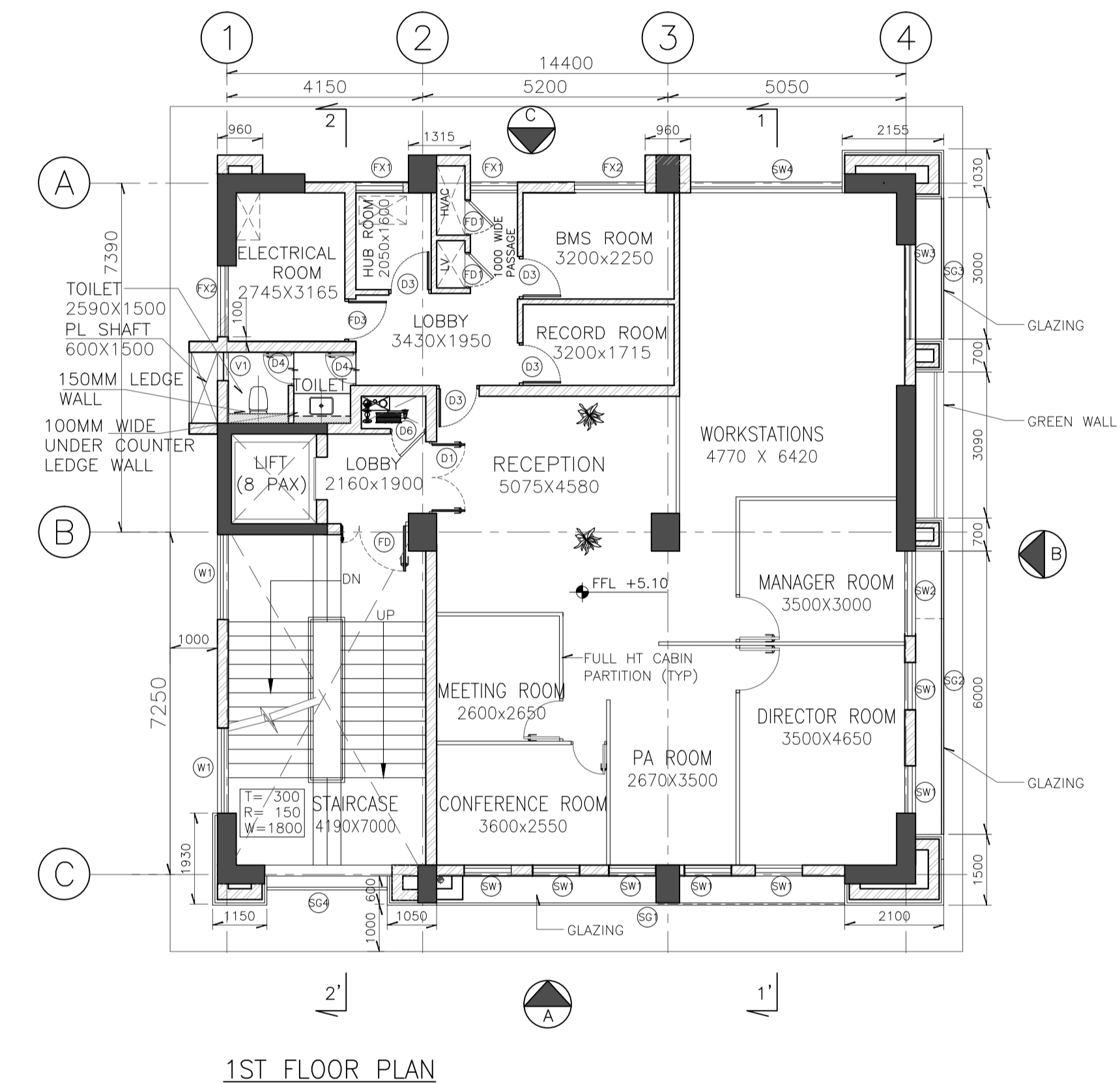
KEY PLAN
(SCALE - NTS)

LEGEND:

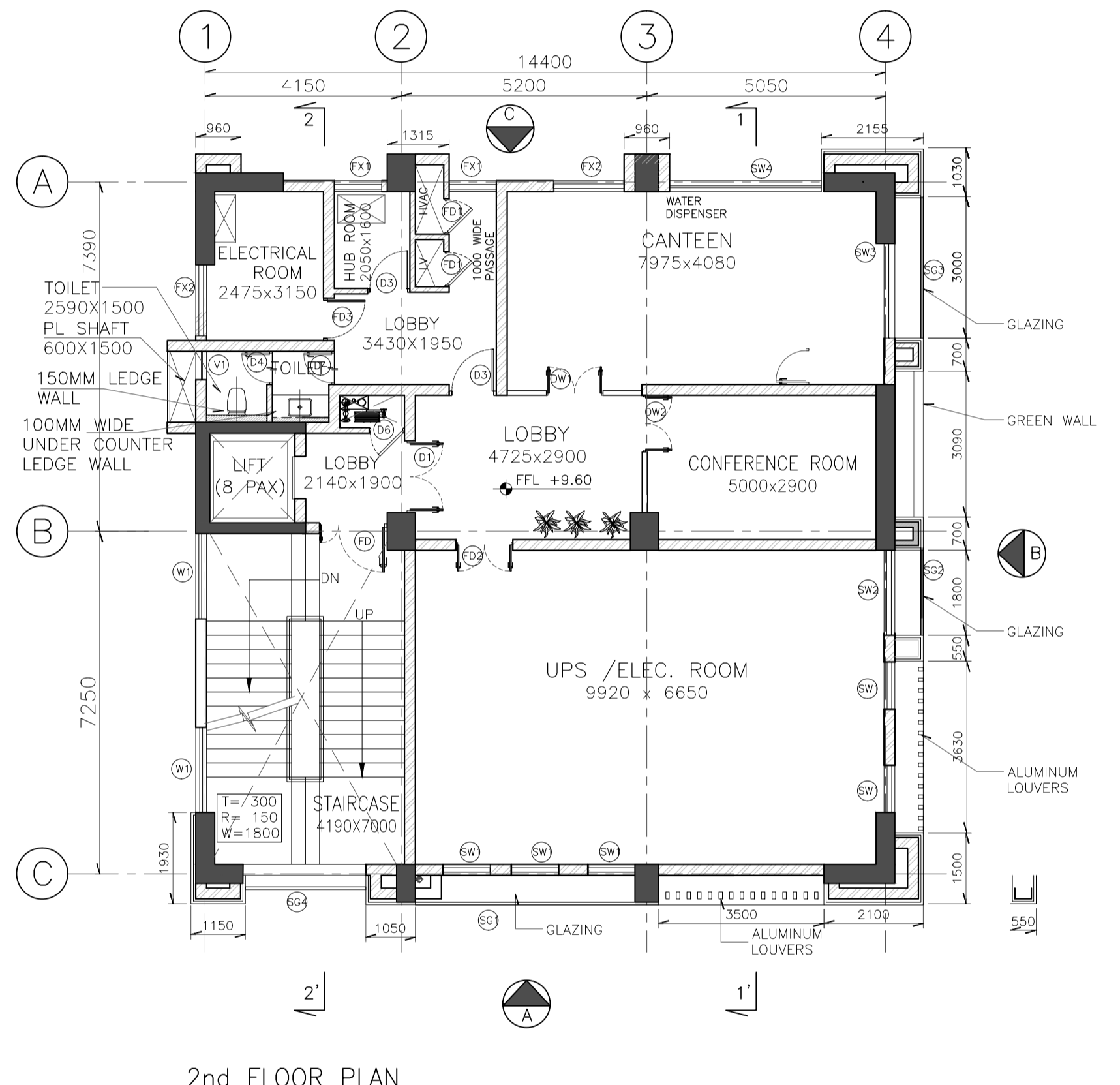
[Hatched Box]	200/100 THK. BRICK MASONRY	FGL	FINISHED GROUND LEVEL	
[Line]	DWG	DRAWING	RWP	RAIN WATER PIPE
[Line]	THK	THICK/THICKNESS	SOM	SQUARE METER
[Line]	T	TREAD		
[Line]	R	RISER		
[Line]	TYP	TYPICAL		
[Line]	FFL	FINISHED FLOOR LEVEL		

- NOTES:**
- ALL DIMENSIONS ARE IN MILLIMETERS AND ELEVATIONS ARE IN METRES, UNLESS OTHERWISE NOTED.
 - ALL THE DIMENSIONS SHALL BE CHECKED AND VERIFIED AT SITE.
 - DRAWING SHALL NOT BE SCALED, WRITTEN DIMENSIONS SHALL BE FOLLOWED.
 - ALL FLOOR LEVELS MENTIONED ARE FINISHED FLOOR LEVELS UNLESS OTHERWISE NOTED.
 - ALL DIMENSIONS ARE INDICATED CONSIDERING UNPLASTERED MASONRY/ CONCRETE UNLESS OTHERWISE NOTED.

ENGINEERING REFERENCE DRAWINGS/DOCUMENTS:



1ST FLOOR PLAN



2nd FLOOR PLAN

FOR TENDER PURPOSE ONLY
DO NOT SCALE

P (PRELIMINARY) ISSUES ARE NOT TO BE USED FOR CONSTRUCTION / FABRICATION BUT ARE ISSUED FOR LIMITED PURPOSES ONLY AS INDICATED IN THE SMALL BLOCK ABOVE THIS BLOCK.
CONSTRUCTION / FABRICATION WORK IS PERMITTED ON 'R' (RELEASED) ISSUES ONLY.
INFORMATION CONTAINED WITHIN 'HOLD' IS NOT RELEASED FOR CONSTRUCTION / FABRICATION. FIELD MUST GET DESIGN OFFICE TO CLEAR HOLDS IN TIME BEFORE PROCEEDING WITH ANY CONSTRUCTION / FABRICATION WORK RELATED TO HOLDS.

Proprietary rights of the information contained herein belong to TCE. This information is intended to be used for the mentioned purpose/project only. In case of misuse of information and any claim arising thereon, cost and consequence will be on the party misusing the information.

FILE NAME : TCE.10477A-AC-1007-AC-10102

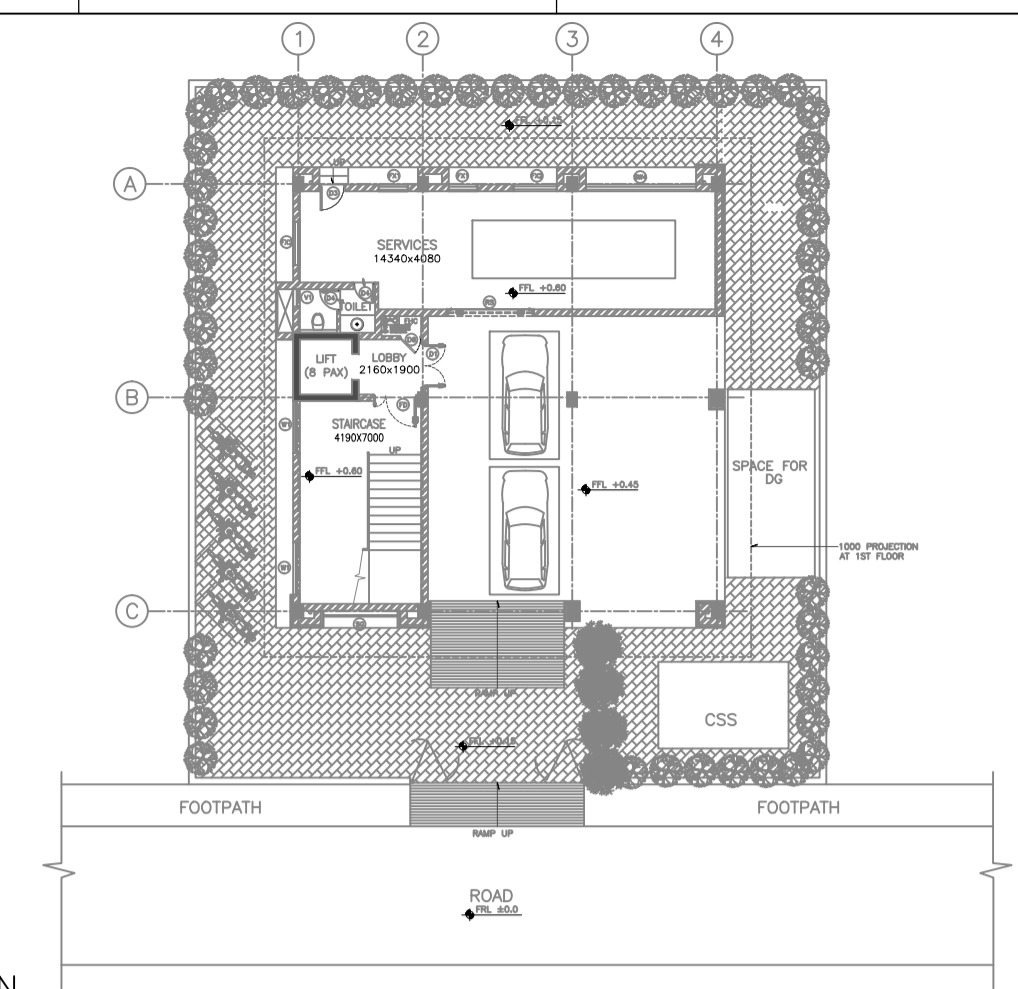
SIGN.																			
INITIALS																			
REVISIONS																			
SIGN.																			
INITIALS																			
REVISIONS																			
P0	SIGN.																		
INITIALS																			
ISSUE		DRN	DSN	CHD	CV	EL	IC	ME	PL	HVAC	EXT	LS	PE/PM	APPD	DATE				

GUWAHATI SMART CITY LIMITED
SMART CITY MISSION GUWAHATI

FIRST & SECOND FLOOR PLAN

TATA CONSULTING ENGINEERS LIMITED
MUMBAI

SCALE : 1:100 DWG NO: TCE.10477A-AC-1007-AC-10102 ISSUE P0
DC & DISC: DEL-AC



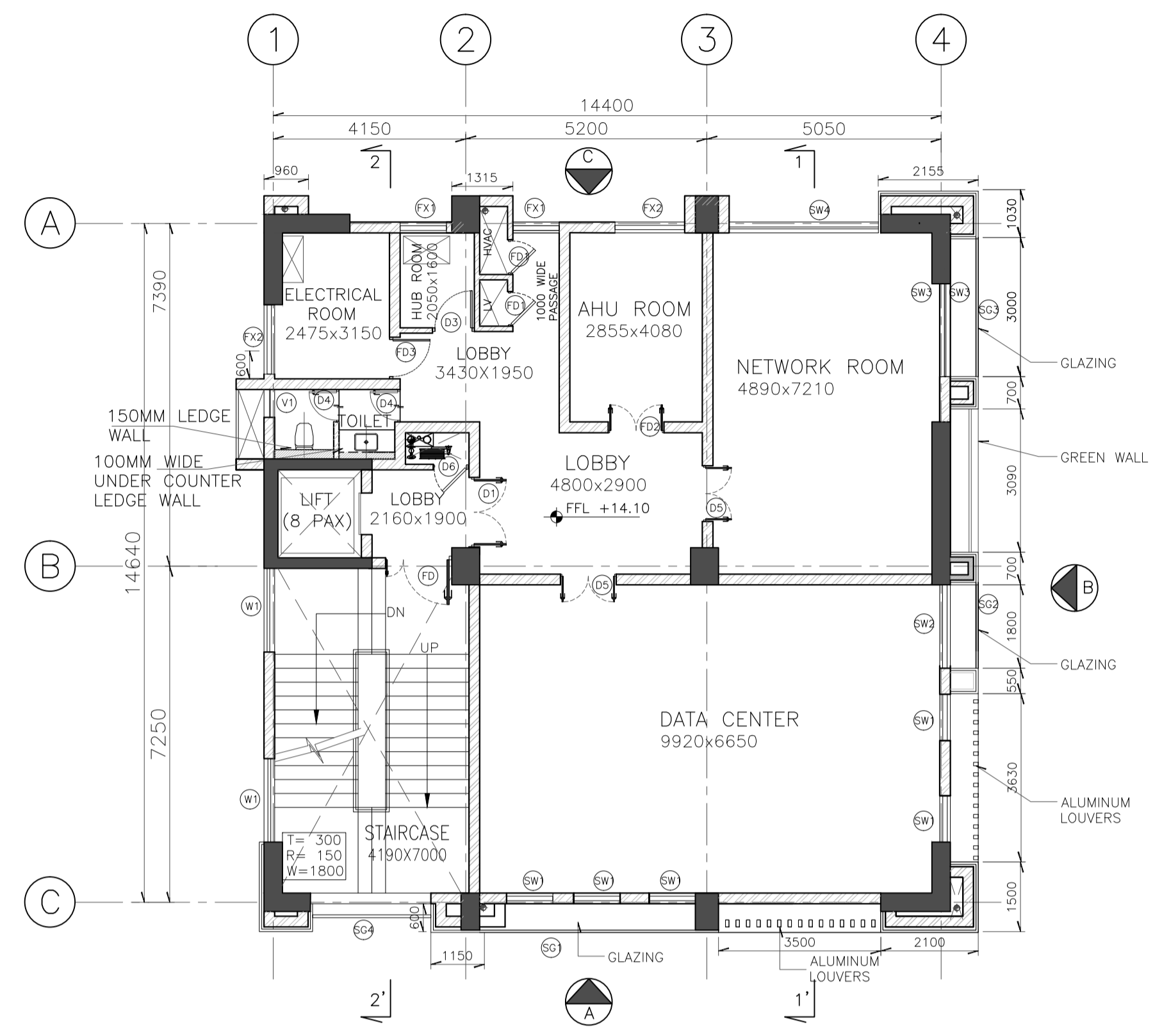
KEY PLAN
(SCALE - NTS)

LEGEND:

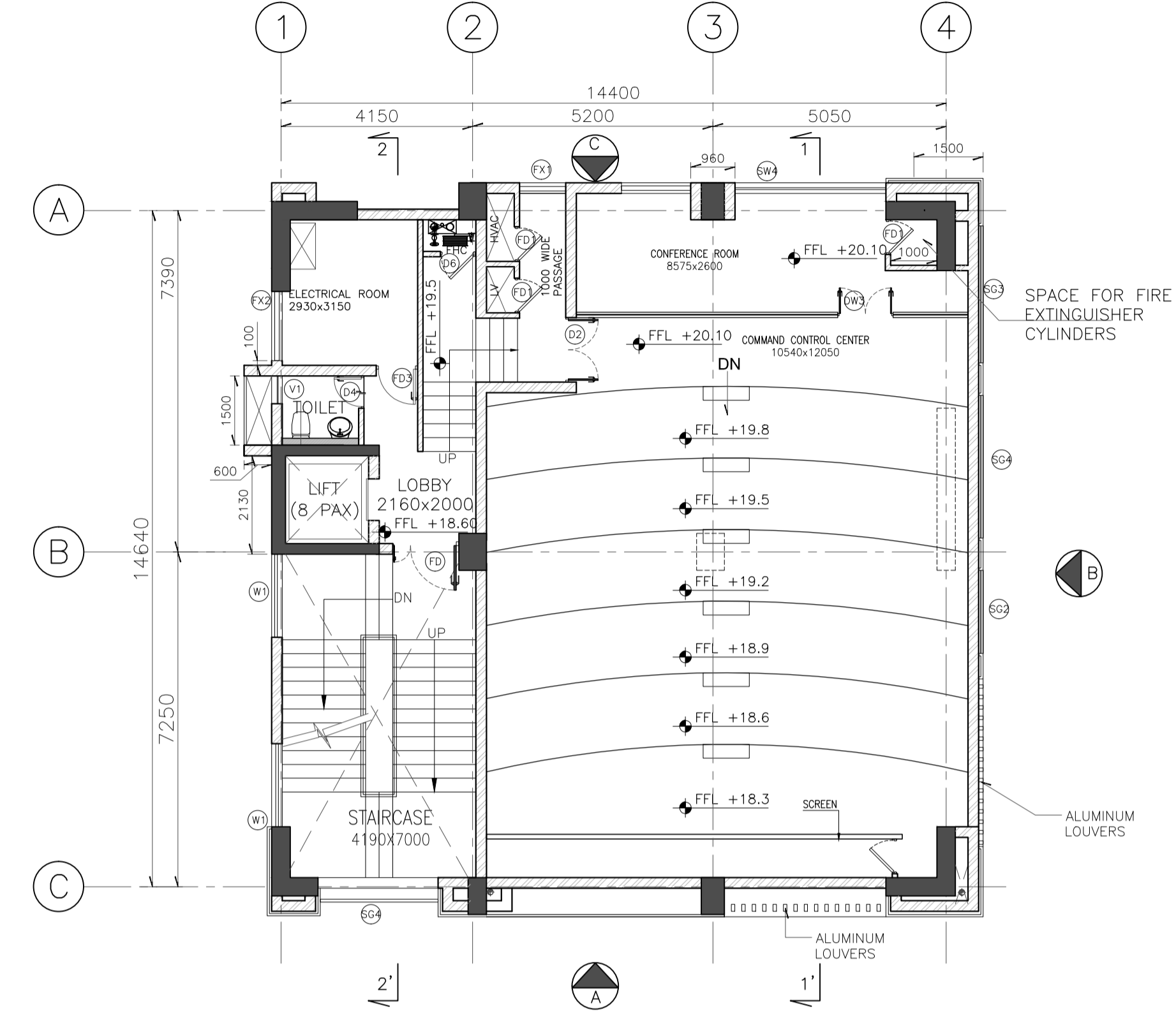
	200/100 THK. BRICK MASONRY	FGL	FINISHED GROUND LEVEL
DWG	DRAWING	RWP	RAIN WATER PIPE
THK	THICK/THICKNESS	SOM	SQUARE METER
T	TREAD		
R	RISER		
TYP	TYPICAL		
FFL	FINISHED FLOOR LEVEL		

- NOTES:**
- ALL DIMENSIONS ARE IN MILLIMETERS AND ELEVATIONS ARE IN METRES, UNLESS OTHERWISE NOTED.
 - ALL THE DIMENSIONS SHALL BE CHECKED AND VERIFIED AT SITE.
 - DRAWING SHALL NOT BE SCALED, WRITTEN DIMENSIONS SHALL BE FOLLOWED.
 - ALL FLOOR LEVELS MENTIONED ARE FINISHED FLOOR LEVELS UNLESS OTHERWISE NOTED.
 - ALL DIMENSIONS ARE INDICATED CONSIDERING UNPLASTERED MASONRY/ CONCRETE UNLESS OTHERWISE NOTED.

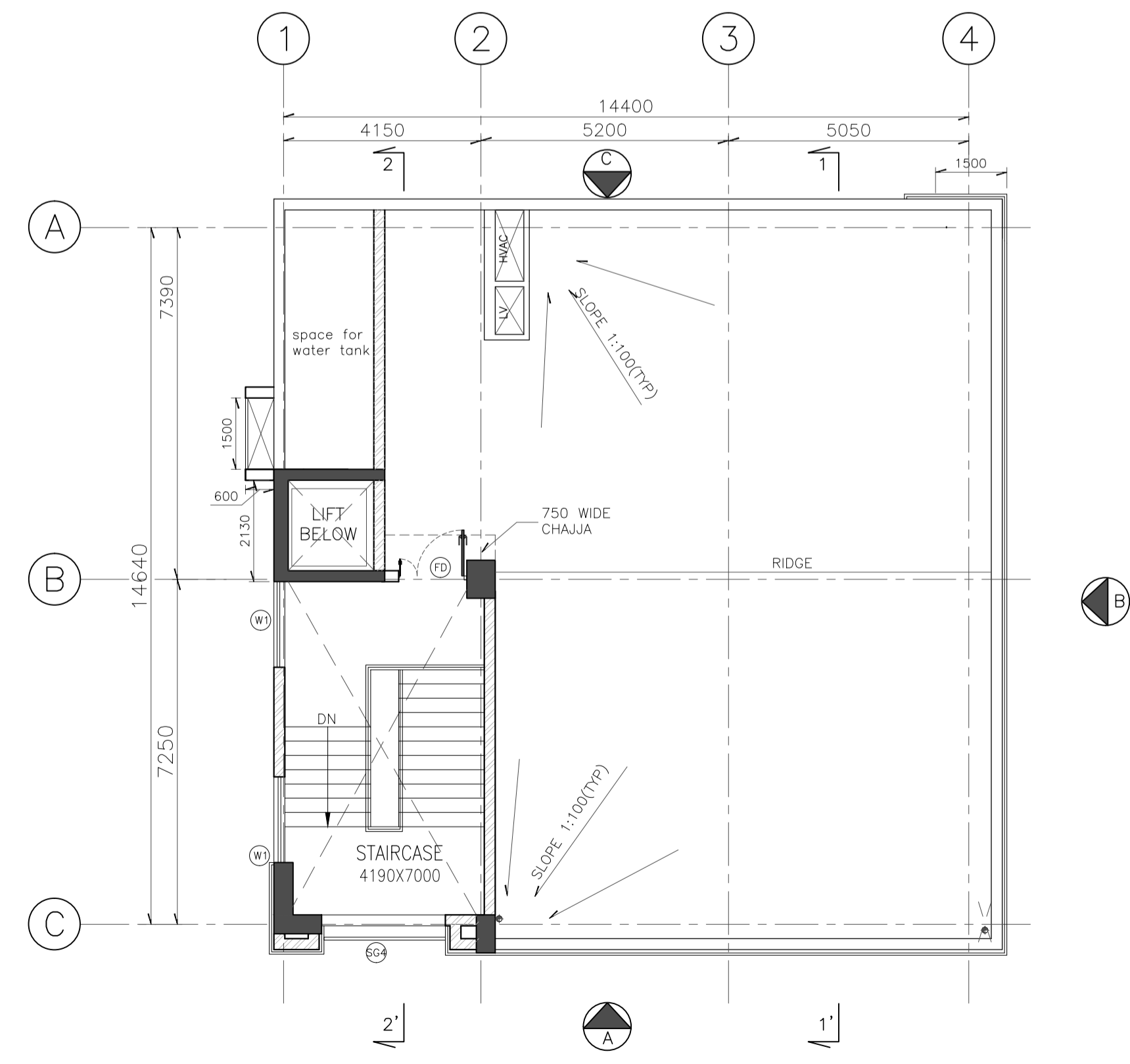
ENGINEERING REFERENCE DRAWINGS/DOCUMENTS:



3rd FLOOR PLAN



4TH FLOOR PLAN



FOR TENDER PURPOSE ONLY
DO NOT SCALE

P (PRELIMINARY) ISSUES ARE NOT TO BE USED FOR CONSTRUCTION / FABRICATION BUT ARE ISSUED FOR LIMITED PURPOSES ONLY AS INDICATED IN THE SMALL BLOCK ABOVE THIS BLOCK.
CONSTRUCTION / FABRICATION WORK IS PERMITTED ON 'R' (RELEASED) ISSUES ONLY.
INFORMATION CONTAINED WITHIN 'HOLD' IS NOT RELEASED FOR CONSTRUCTION / FABRICATION. FIELD MUST GET DESIGN OFFICE TO CLEAR HOLDS IN TIME BEFORE PROCEEDING WITH ANY CONSTRUCTION / FABRICATION WORK RELATED TO HOLDS.

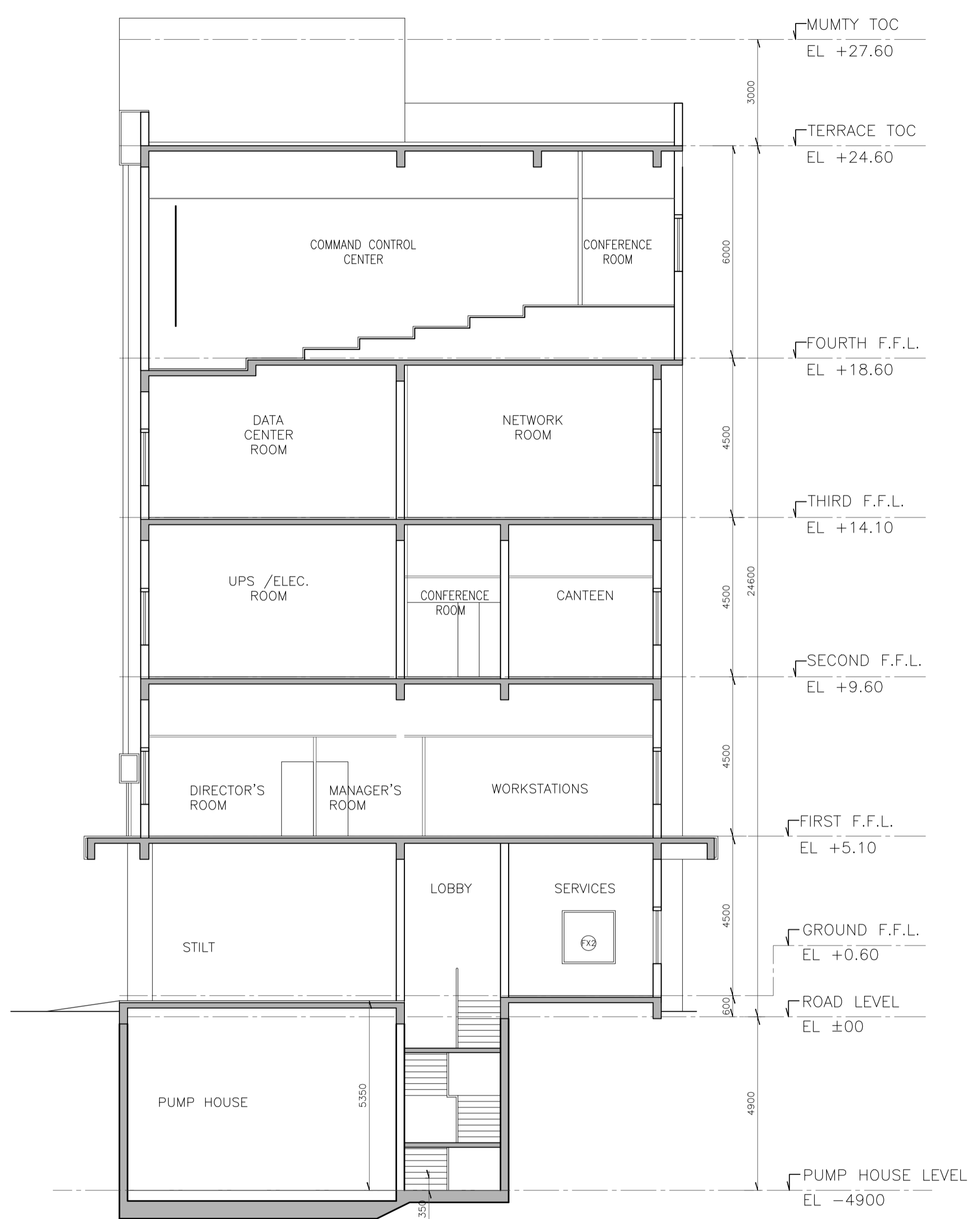
Proprietary rights of the information contained herein belong to TCE. This information is intended to be used for the mentioned purpose/project only. In case of misuse of information and any claim arising thereon, cost and consequence will be on the party misusing the information.
FILE NAME : TCE.10477A-AC-1007-AC-10103

SIGN.																					
INITIALS																					
REVISIONS																					
SIGN.																					
INITIALS																					
REVISIONS																					
P0 SIGN.																					
INITIALS	SD	NM	NM												NM/AD	CRI					05-05-2020
ISSUE	DRN	DSN	CHD	CV	EL	IC	ME	PL	HVAC	EXT	LS	PE/PM	APPD	DATE							

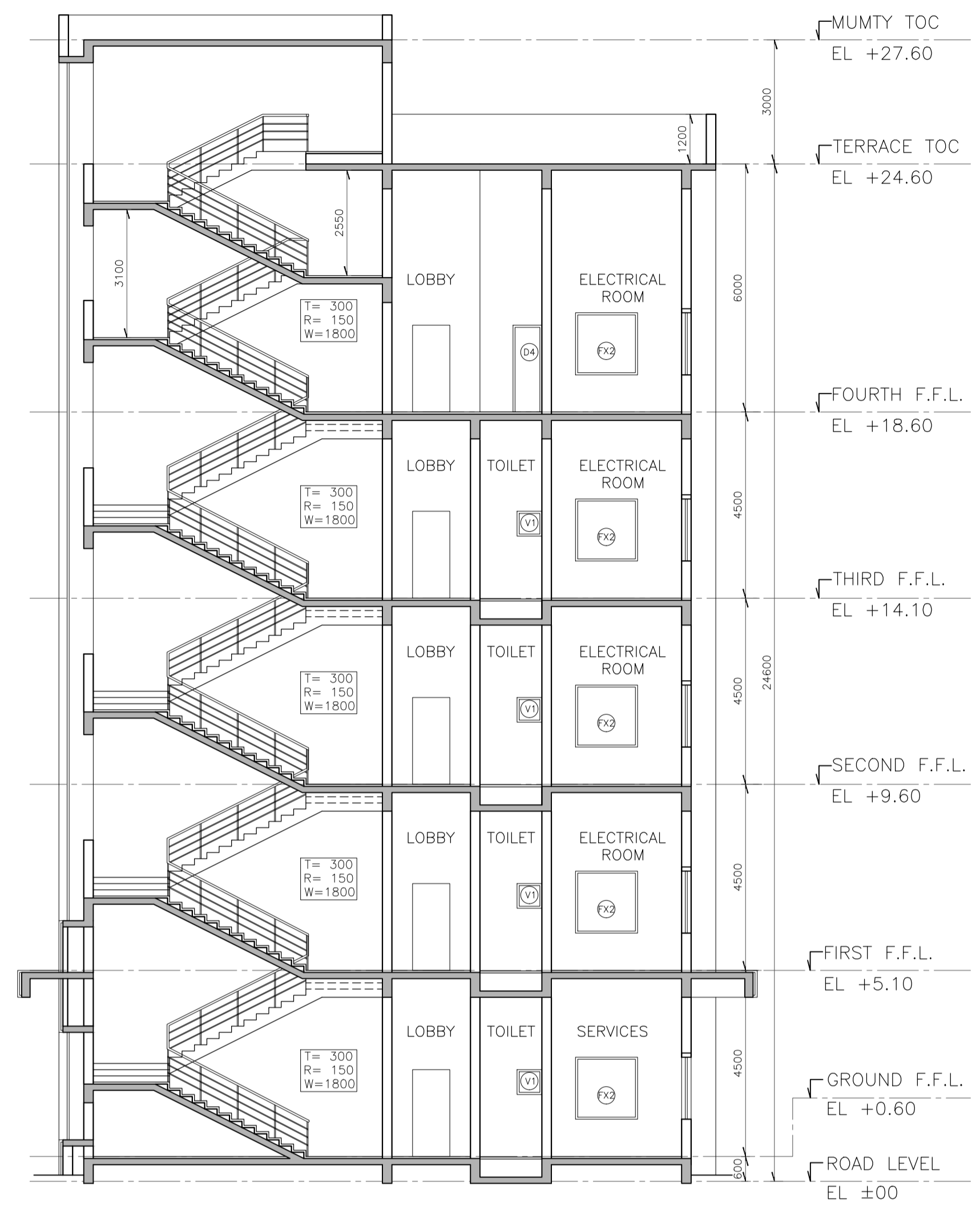
GUWAHATI SMART CITY LIMITED
SMART CITY MISSION GUWAHATI

THIRD & FOURTH FLOOR PLAN & TERRACE PLAN

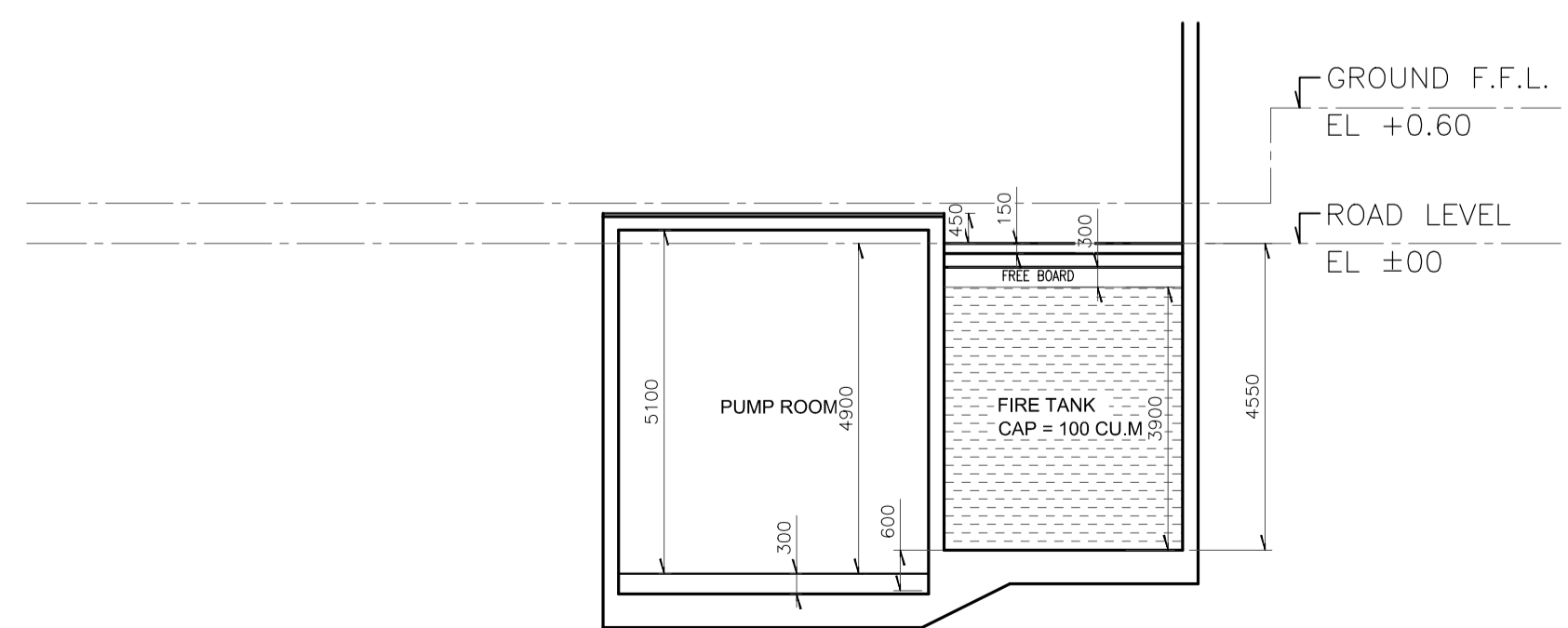
TATA CONSULTING ENGINEERS LIMITED
MUMBAI
SCALE : 1:100 DWG NO TCE.10477A-AC-1007-AC-10103 ISSUE P0
DC & DISC: DEL-AC



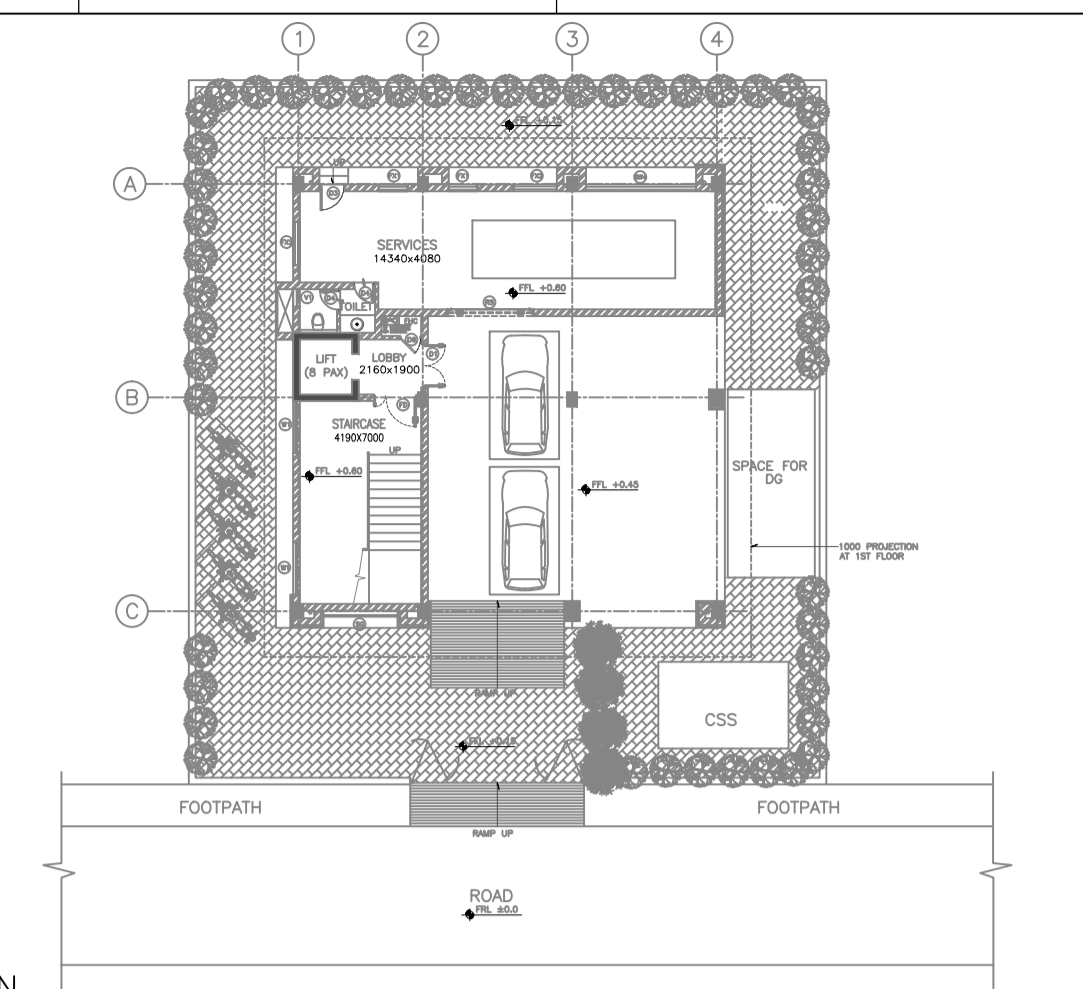
SECTION 1-1'



SECTION 2-2'



PART SECTION 3-3



KEY PLAN (SCALE - NTS)

LEGEND:

[Hatched Box]	200/100 THK. BRICK MASONRY FGL	FINISHED GROUND LEVEL
[Line]	DRAWING	RWP RAIN WATER PIPE
[Line]	THICK/THICKNESS	SOM SQUARE METER
[Line]	TREAD	
[Line]	RISER	
[Line]	TYPICAL FINISHED FLOOR LEVEL	

- NOTES:**
- ALL DIMENSIONS ARE IN MILLIMETERS AND ELEVATIONS ARE IN METRES, UNLESS OTHERWISE NOTED.
 - ALL THE DIMENSIONS SHALL BE CHECKED AND VERIFIED AT SITE.
 - DRAWING SHALL NOT BE SCALED, WRITTEN DIMENSIONS SHALL BE FOLLOWED.
 - ALL FLOOR LEVELS MENTIONED ARE FINISHED FLOOR LEVELS UNLESS OTHERWISE NOTED.
 - ALL DIMENSIONS ARE INDICATED CONSIDERING UNPLASTERED MASONRY/ CONCRETE UNLESS OTHERWISE NOTED.

ENGINEERING REFERENCE DRAWINGS/DOCUMENTS:

SIGN.																					
INITIALS																					
REVISIONS																					
SIGN.																					
INITIALS																					
REVISIONS																					
P0 SIGN.																				05-05-2020	
INITIALS	SD	NM	NM																		
ISSUE	DRN	DSN	CHD	CV	EL	IC	ME	PL	HVAC	EXT	LS	PE/PM	APPD	DATE							
				CLEARED																	

FOR TENDER PURPOSE ONLY
DO NOT SCALE
 P (PRELIMINARY) ISSUES ARE NOT TO BE USED FOR CONSTRUCTION / FABRICATION BUT ARE ISSUED FOR LIMITED PURPOSES ONLY AS INDICATED IN THE SMALL BLOCK ABOVE THIS BLOCK.
 CONSTRUCTION / FABRICATION WORK IS PERMITTED ON 'R' (RELEASED) ISSUES ONLY.
 INFORMATION CONTAINED WITHIN 'HOLD' IS NOT RELEASED FOR CONSTRUCTION / FABRICATION. FIELD MUST GET DESIGN OFFICE TO CLEAR HOLDS IN TIME BEFORE PROCEEDING WITH ANY CONSTRUCTION / FABRICATION WORK RELATED TO HOLDS.
 Proprietary rights of the information contained herein belong to TCE. This information is intended to be used for the mentioned purpose/project only. In case of misuse of information and any claim arising thereon, cost and consequence will be on the party misusing the information.

GUWAHATI SMART CITY LIMITED
 SMART CITY MISSION GUWAHATI

SECTIONS

TATA CONSULTING ENGINEERS LIMITED
 MUMBAI

SCALE : 1:100 DWG NO. TCE.10477A-AC-1007-AC-10120 ISSUE P0
 DC & DISC: DEL-AC

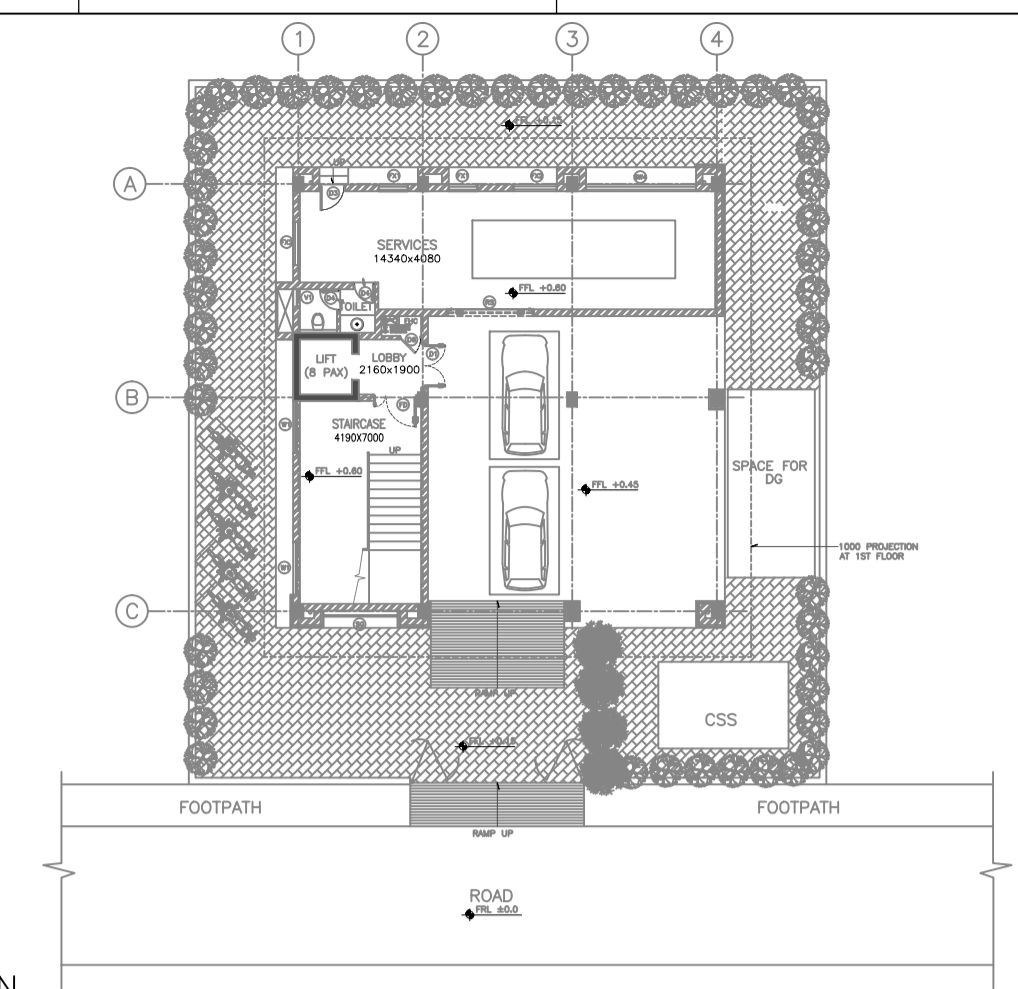
FILE NAME : TCE.10477A-AC-1007-AC-10120

TCE.10477A-AC-1007-AC-10121

DWG NO

ELEVATIONS

TITLE:



KEY PLAN (SCALE - NTS)

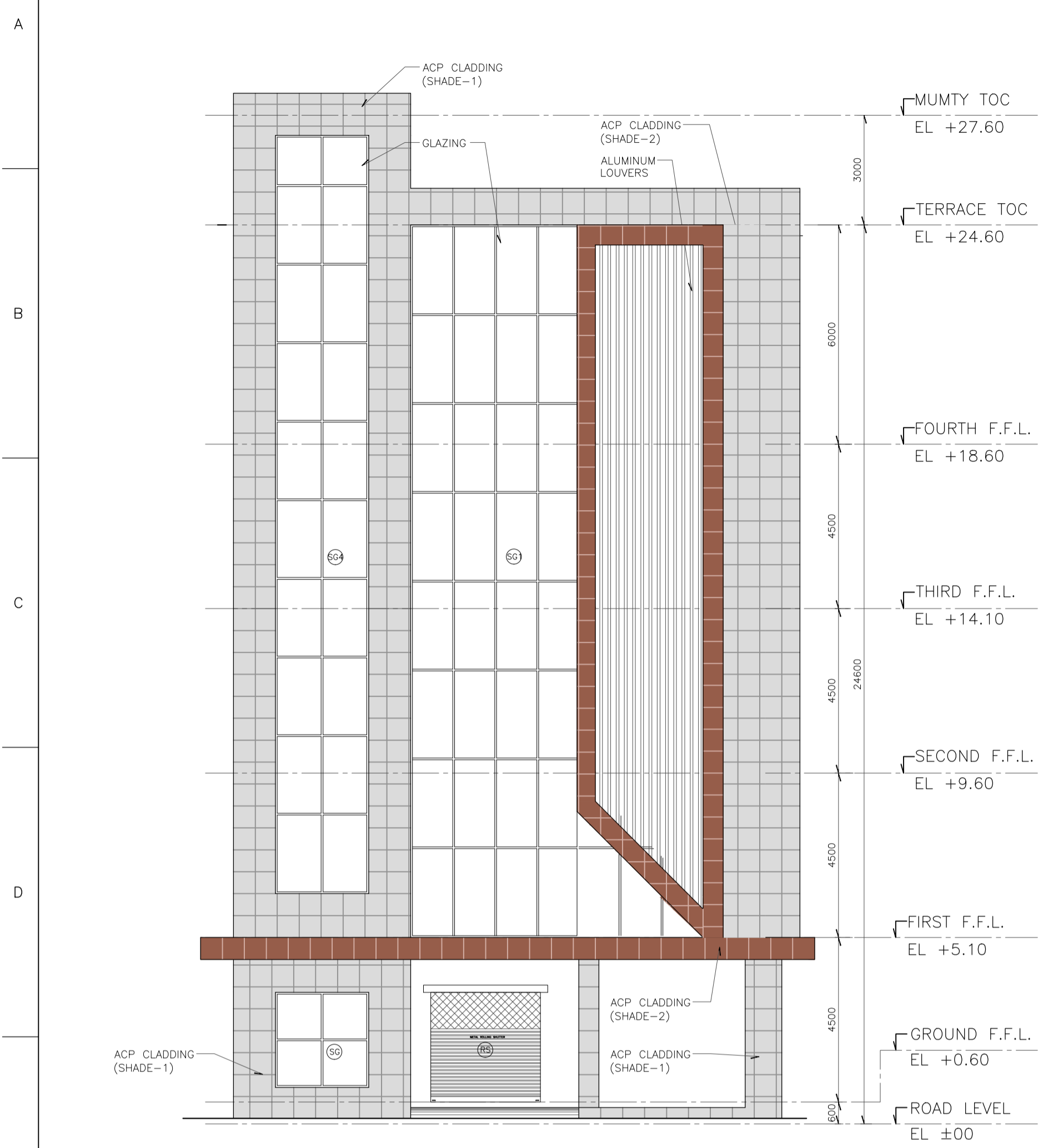
LEGEND:

	200/100 THK. BRICK MASONRY	FGL	FINISHED GROUND LEVEL
	DRAWING	RWP	RAIN WATER PIPE
	THICK/THICKNESS	SQM	SQUARE METER
	TREAD		
	RISER		
	TYPICAL FINISHED FLOOR LEVEL		

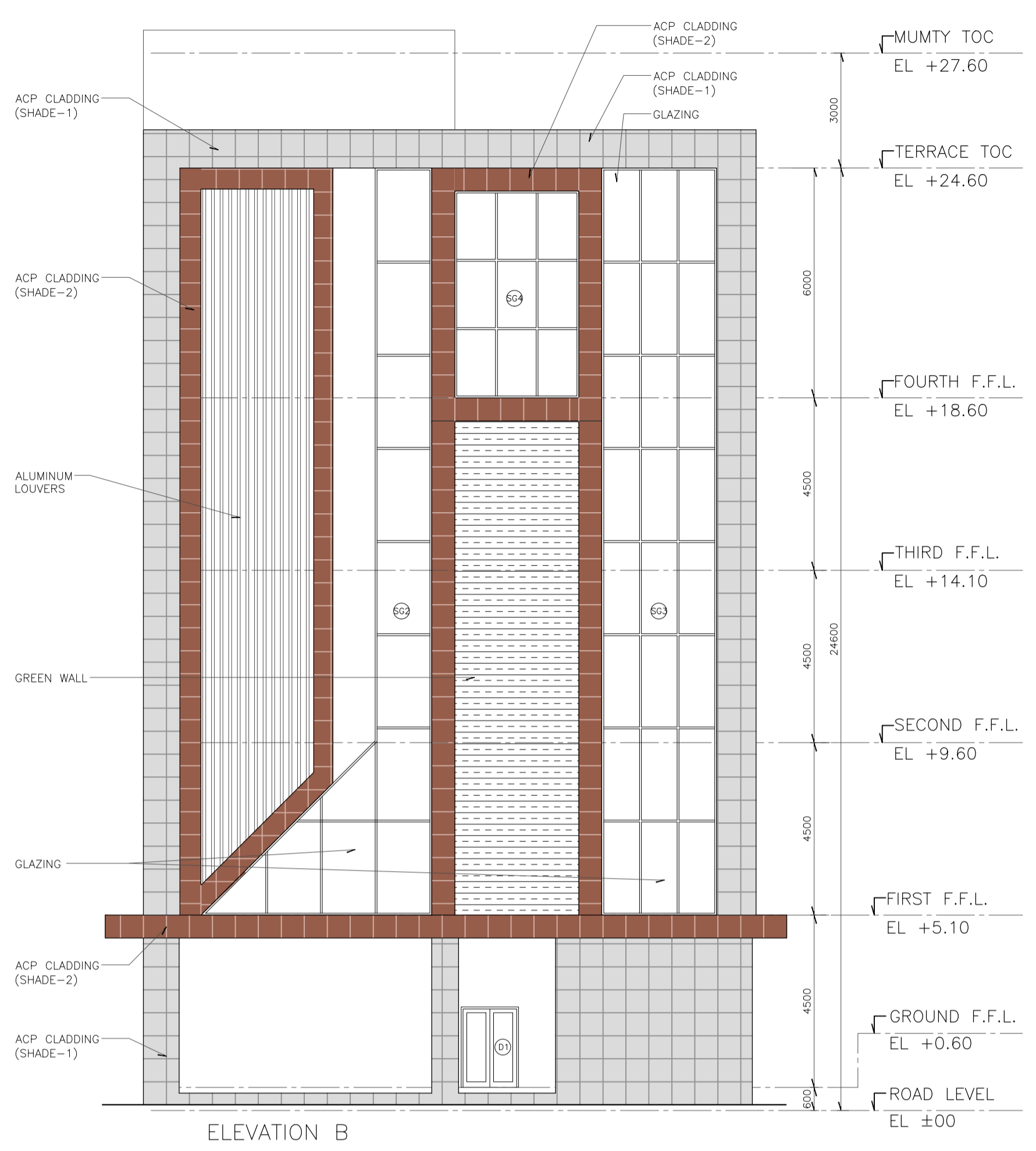
NOTES:

1. ALL DIMENSIONS ARE IN MILLIMETERS AND ELEVATIONS ARE IN METRES, UNLESS OTHERWISE NOTED.
2. ALL THE DIMENSIONS SHALL BE CHECKED AND VERIFIED AT SITE.
3. DRAWING SHALL NOT BE SCALED, WRITTEN DIMENSIONS SHALL BE FOLLOWED.
4. ALL FLOOR LEVELS MENTIONED ARE FINISHED FLOOR LEVELS UNLESS OTHERWISE NOTED.
5. ALL DIMENSIONS ARE INDICATED CONSIDERING UNPLASTERED MASONRY/ CONCRETE UNLESS OTHERWISE NOTED.

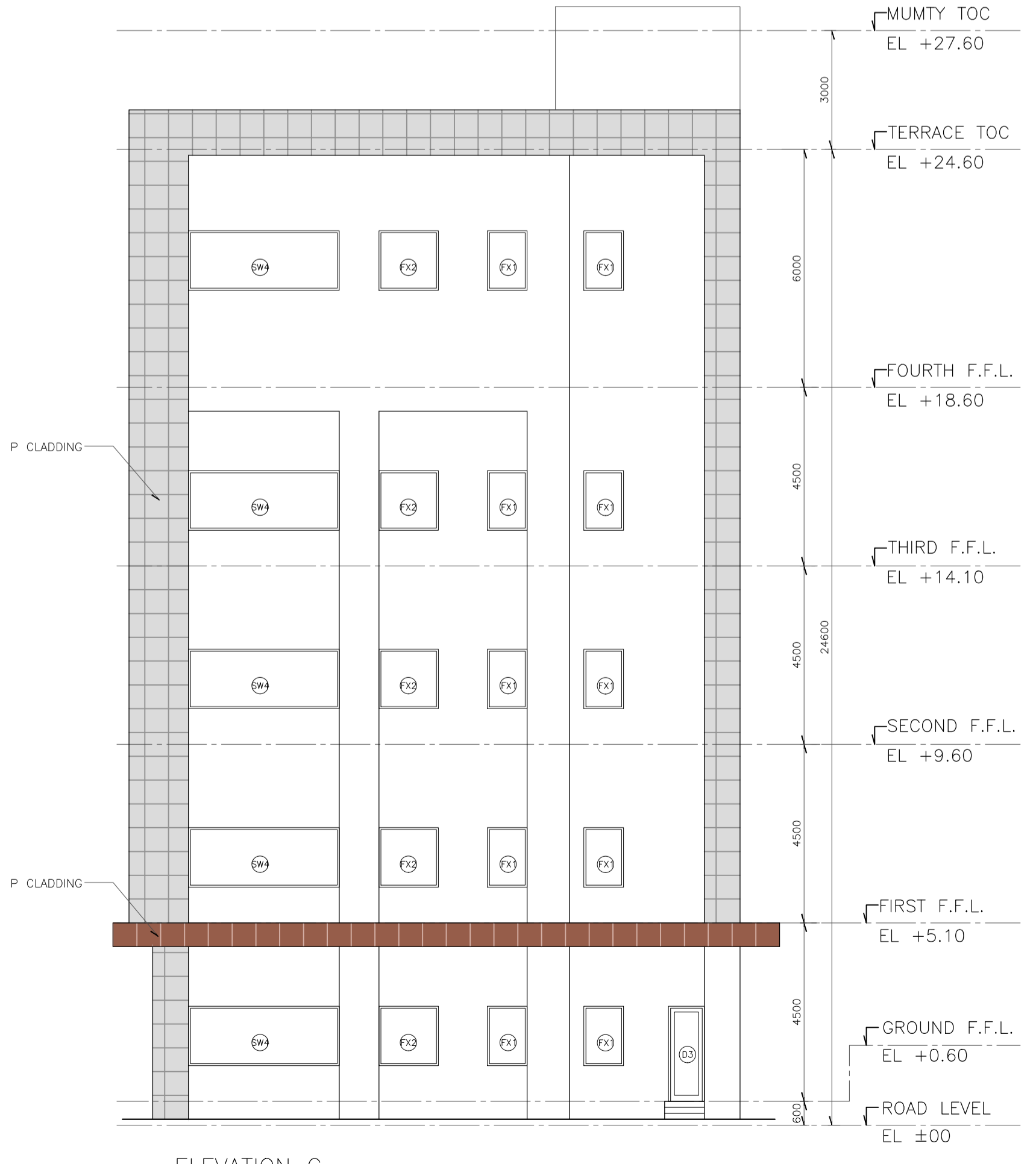
ENGINEERING REFERENCE DRAWINGS/DOCUMENTS:



ELEVATION A



ELEVATION B



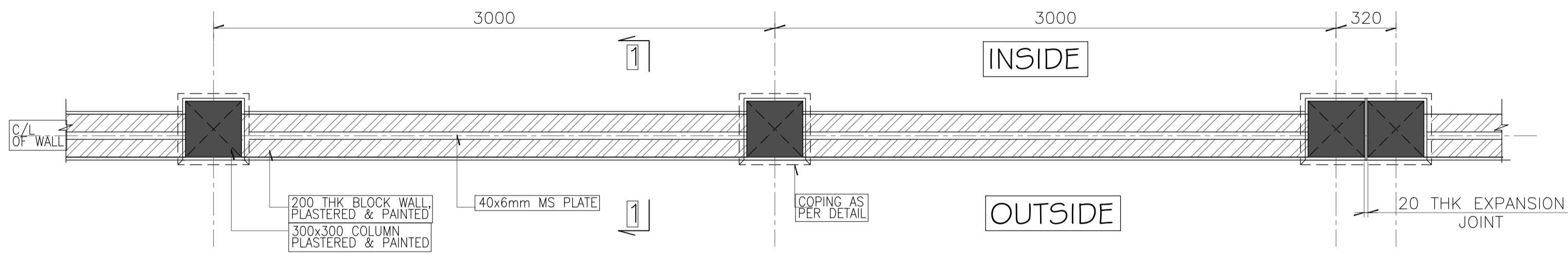
ELEVATION C

FOR TENDER PURPOSE ONLY
DO NOT SCALE
 P (PRELIMINARY) ISSUES ARE NOT TO BE USED FOR CONSTRUCTION / FABRICATION BUT ARE ISSUED FOR LIMITED PURPOSES ONLY AS INDICATED IN THE SMALL BLOCK ABOVE THIS BLOCK.
 CONSTRUCTION / FABRICATION WORK IS PERMITTED ON 'R' (RELEASED) ISSUES ONLY.
 INFORMATION CONTAINED WITHIN 'HOLD' IS NOT RELEASED FOR CONSTRUCTION / FABRICATION. FIELD MUST GET DESIGN OFFICE TO CLEAR HOLDS IN TIME BEFORE PROCEEDING WITH ANY CONSTRUCTION / FABRICATION WORK RELATED TO HOLDS.
 Proprietary rights of the information contained herein belong to TCE. This information is intended to be used for the mentioned purpose/project only. In case of misuse of information and any claim arising therefrom, cost and consequence will be on the party misusing the information.
 FILE NAME : TCE.10477A-AC-1007-AC-10121

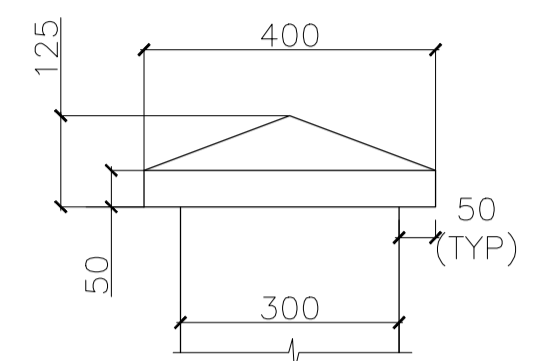
SIGN.																				
INITIALS																				
REVISIONS																				
SIGN.																				
INITIALS																				
REVISIONS																				
SIGN.																				
INITIALS																				
REVISIONS																				
ISSUE																				
	DRN	DSN	CHD	CV	EL	IC	ME	PL	HVAC	EXT	LS	PE/PM	APPD	DATE						

GUWAHATI SMART CITY LIMITED
 SMART CITY MISSION GUWAHATI
 ELEVATIONS

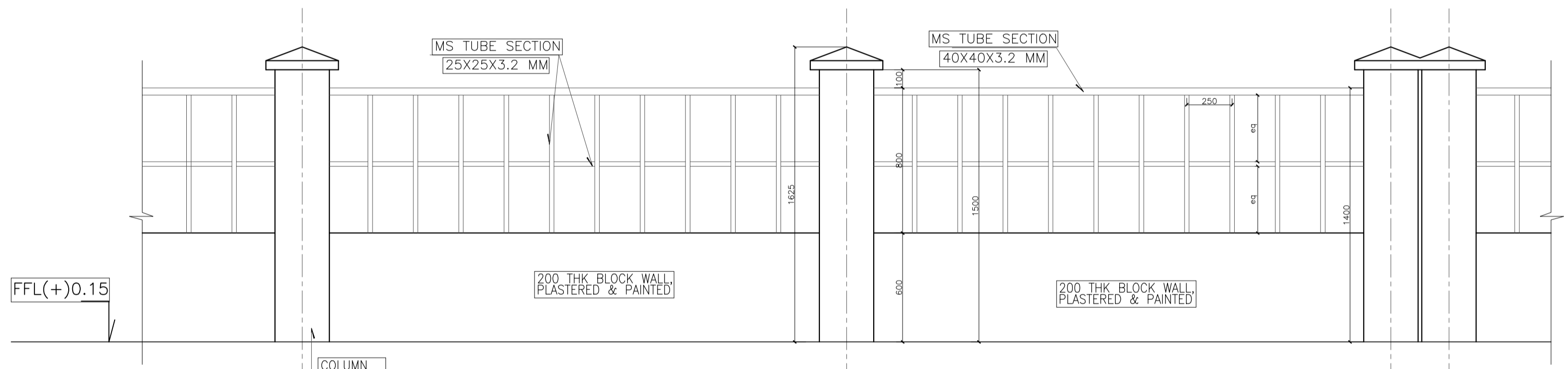
TATA CONSULTING ENGINEERS LIMITED
 MUMBAI
 SCALE : 1:100 DWG NO : TCE.10477A-AC-1007-AC-10121 ISSUE PO
 DC & DISC: DEL-AC



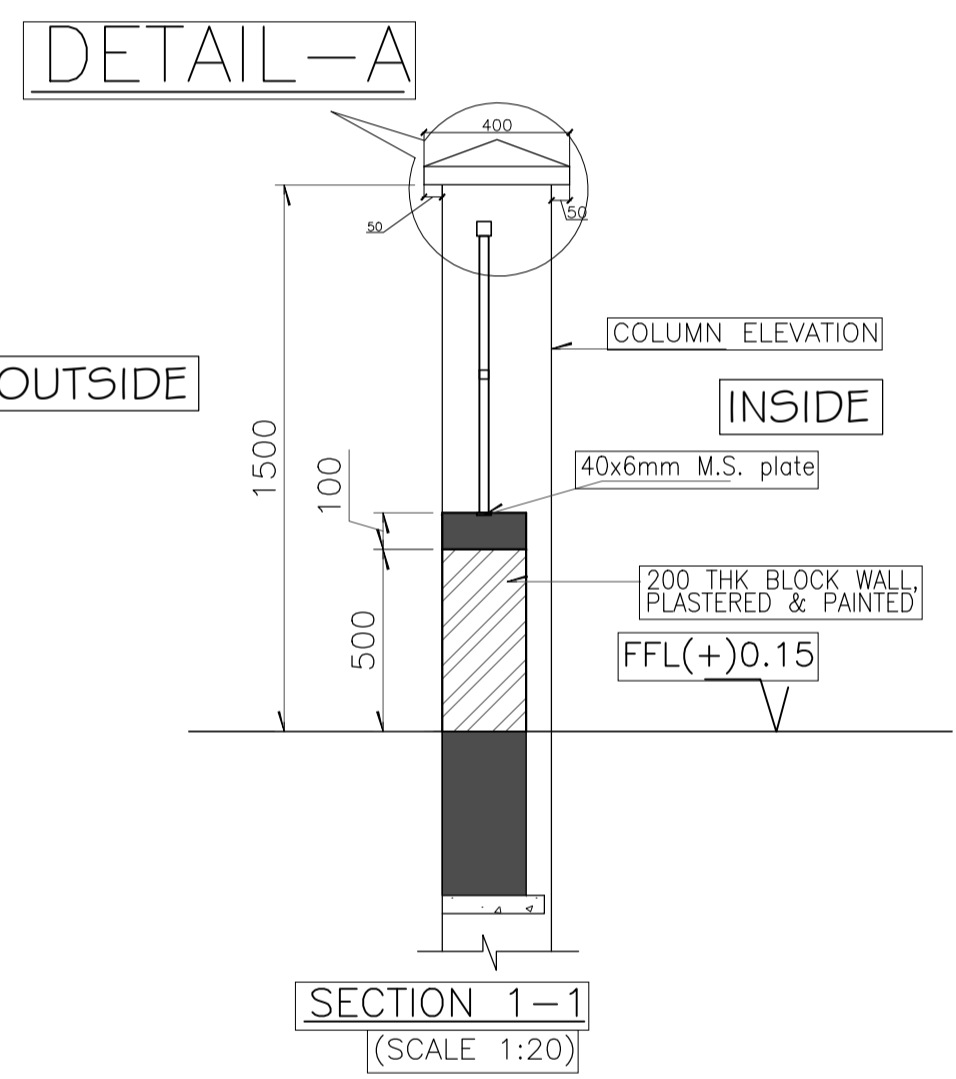
TYPICAL COMPOUND WALL DETAIL
(SCALE 1:20)



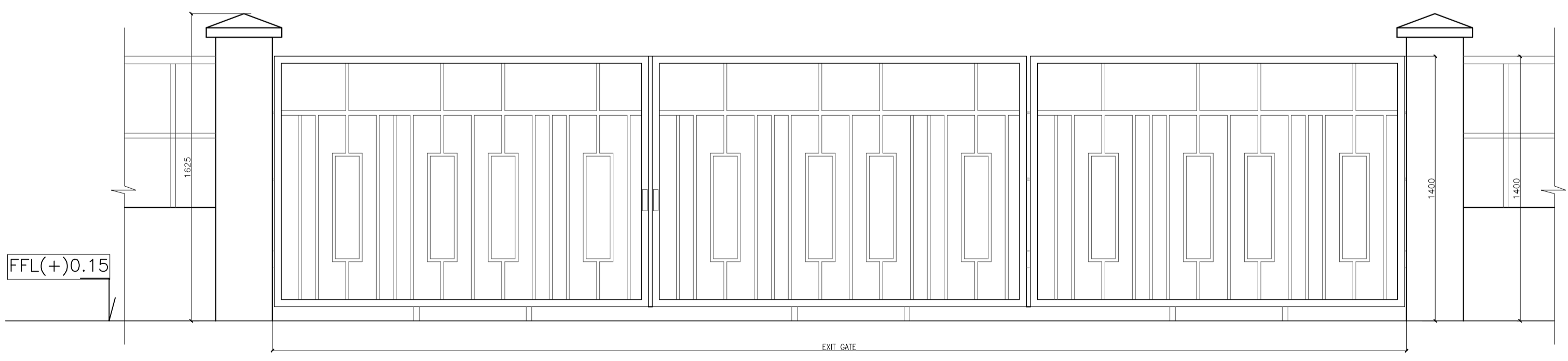
DETAIL-A
(SCALE 1:10)



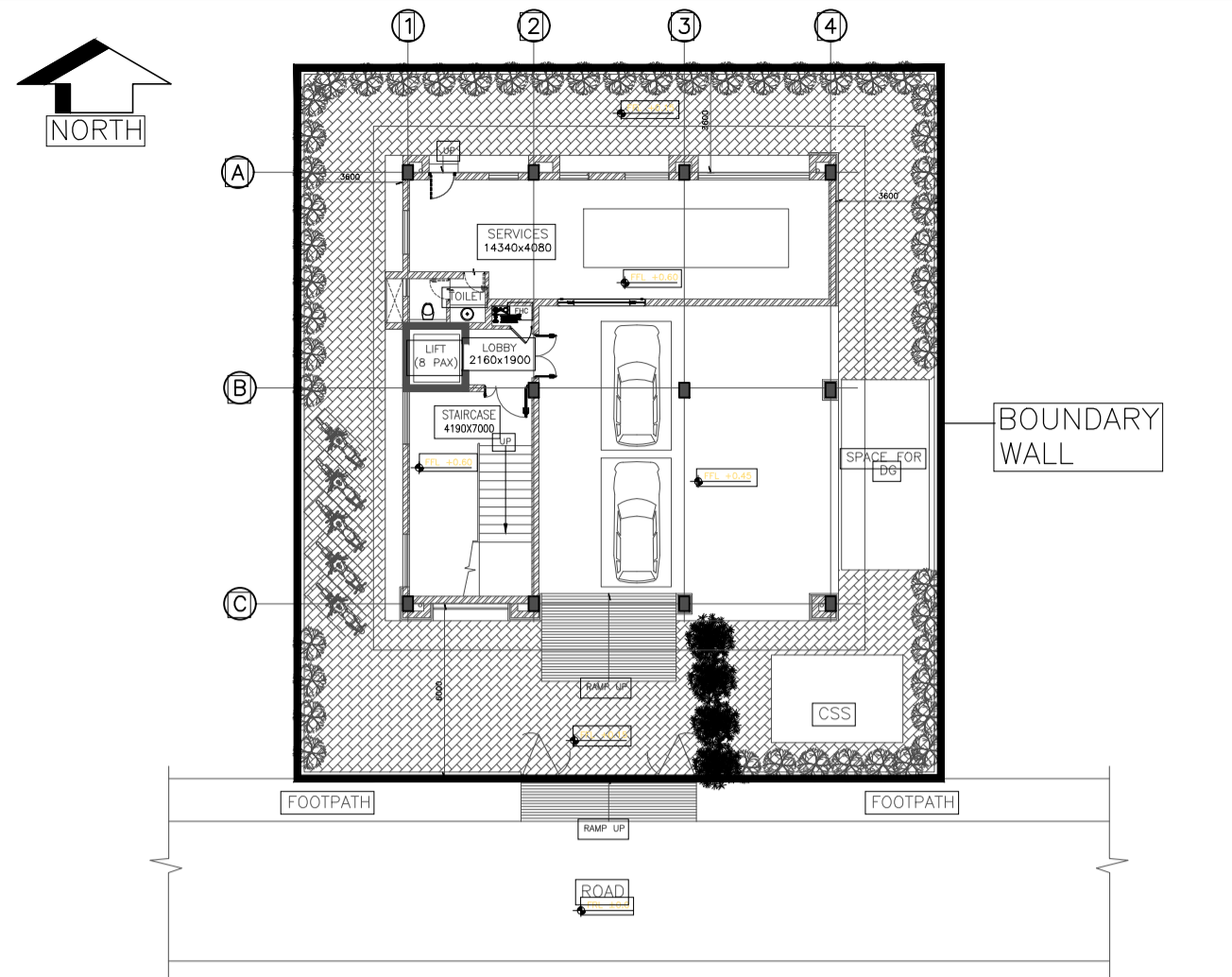
TYPICAL ELEVATION OF COMPOUND WALL
(SCALE 1:20)



SECTION 1-1
(SCALE 1:20)



TYPICAL ELEVATION OF GATE
(SCALE 1:20)



KEY PLAN
(SCALE - NTS)

LEGEND:

200/100 THK. BRICK MASONRY	FGL	FINISHED GROUND LEVEL	
DWG	DRAWING	RWP	RAIN WATER PIPE
THK	THICK/THICKNESS	SQM	SQUARE METER
T	TREAD		
R	RISER		
TYP	TYPICAL		
FFL	FINISHED FLOOR LEVEL		

- NOTES:**
1. ALL DIMENSIONS ARE IN MILLIMETERS AND ELEVATIONS ARE IN METRES, UNLESS OTHERWISE NOTED.
 2. ALL THE DIMENSIONS SHALL BE CHECKED AND VERIFIED AT SITE.
 3. DRAWING SHALL NOT BE SCALED, WRITTEN DIMENSIONS SHALL BE FOLLOWED.
 4. ALL FLOOR LEVELS MENTIONED ARE FINISHED FLOOR LEVELS UNLESS OTHERWISE NOTED.
 5. ALL DIMENSIONS ARE INDICATED CONSIDERING UNPLASTERED MASONRY/ CONCRETE UNLESS OTHERWISE NOTED.

ENGINEERING REFERENCE DRAWINGS/DOCUMENTS:

SIGN.																			
INITIALS																			
REVISIONS																			
SIGN.																			
INITIALS																			
PO																			28-02-2019
ISSUE	DRN	DSN	CHD	CV	EL	IC	ME	PL	HVAC	EXT	LS	NM/AD	CR						

GUWAHATI SMART CITY DEVELOPMENT AGENCY LTD.
SMART CITY MISSION GUWAHATI

FINISHING SCHEDULE

FOR TENDER PURPOSE ONLY
DO NOT SCALE
[P] (PRELIMINARY) ISSUES ARE NOT TO BE USED FOR CONSTRUCTION / FABRICATION BUT ARE ISSUED FOR LIMITED PURPOSES ONLY AS INDICATED IN THE SMALL BLOCK ABOVE THIS BLOCK.
[CONSTRUCTION / FABRICATION WORK IS PERMITTED ON RELEASED ISSUES ONLY]
[INFORMATION CONTAINED WITHIN 'HOLD' IS NOT RELEASED FOR CONSTRUCTION / FABRICATION. FIELD MUST GET DESIGN OFFICE TO CLEAR 'HOLDS' IN TIME BEFORE PROCEEDING WITH ANY CONSTRUCTION / FABRICATION WORK RELATED TO 'HOLDS']
Proprietary rights of the information contained herein belong to TCE. This information is intended to be used for the mentioned purpose/project only. In case of misuse of information and any claim arising thereof, cost and consequence will be on the party misusing the information.
FILE NAME: TCE.10477A-AC-1007-MP-10012

TATA CONSULTING ENGINEERS LIMITED
MUMBAI

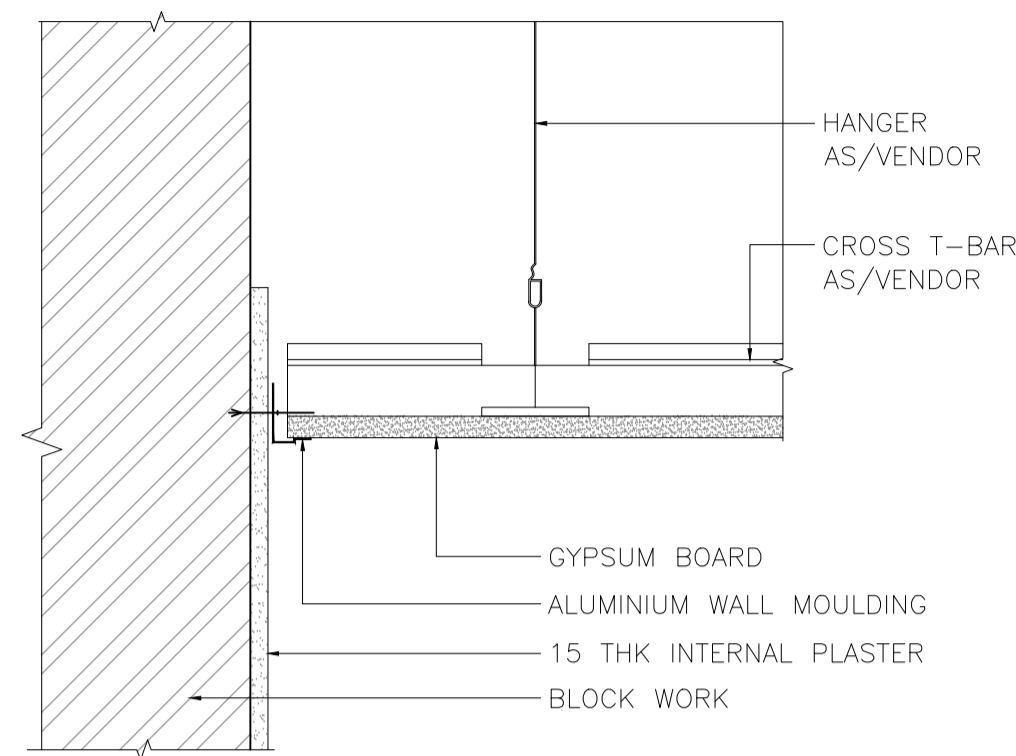
SCALE: 1:20
DWG NO: TCE.10477A-AC-1007-MP-10012
ISSUE: PO

TCE.10477A-AC-1007-AC-10001

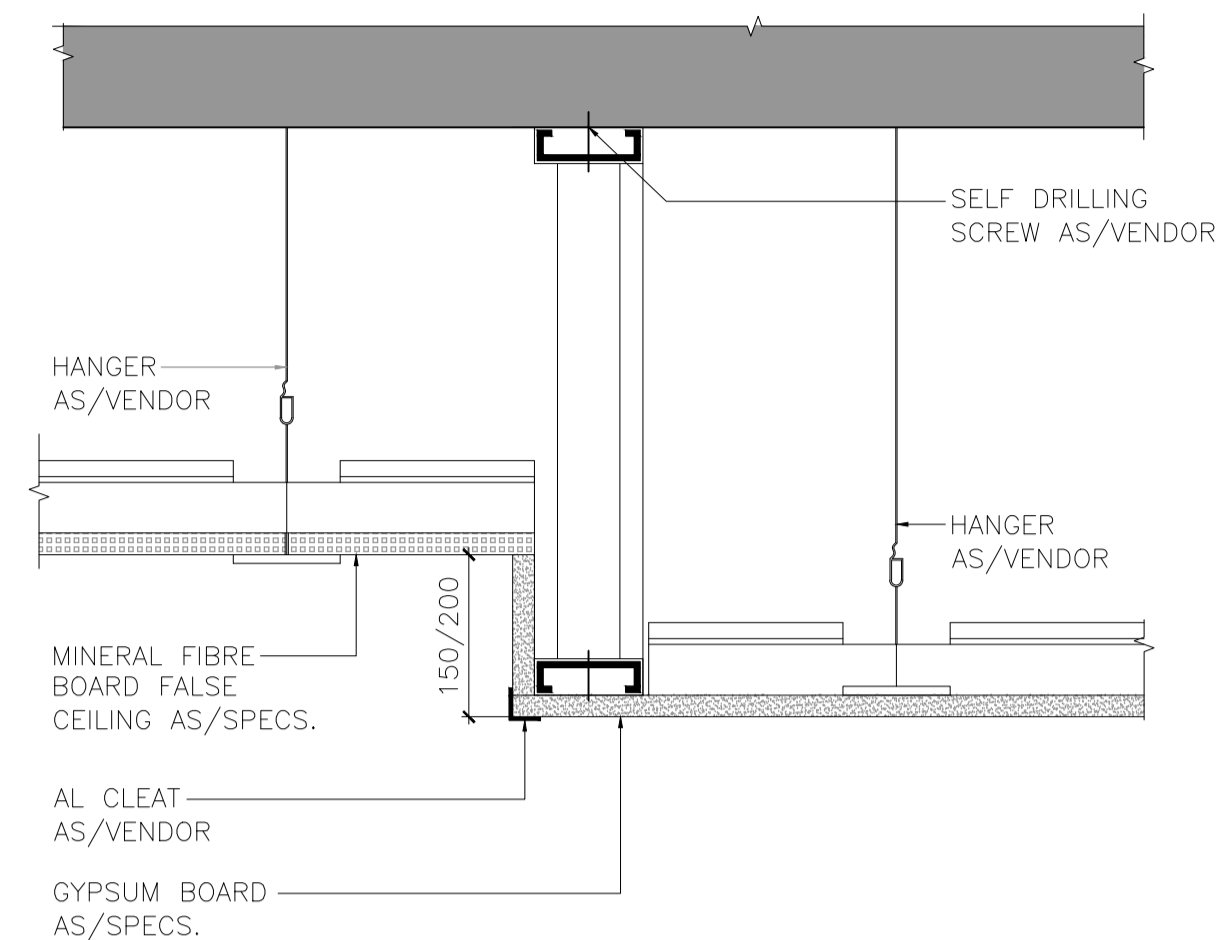
ON 9MG

GENERAL CONSTRUCTION DETAIL

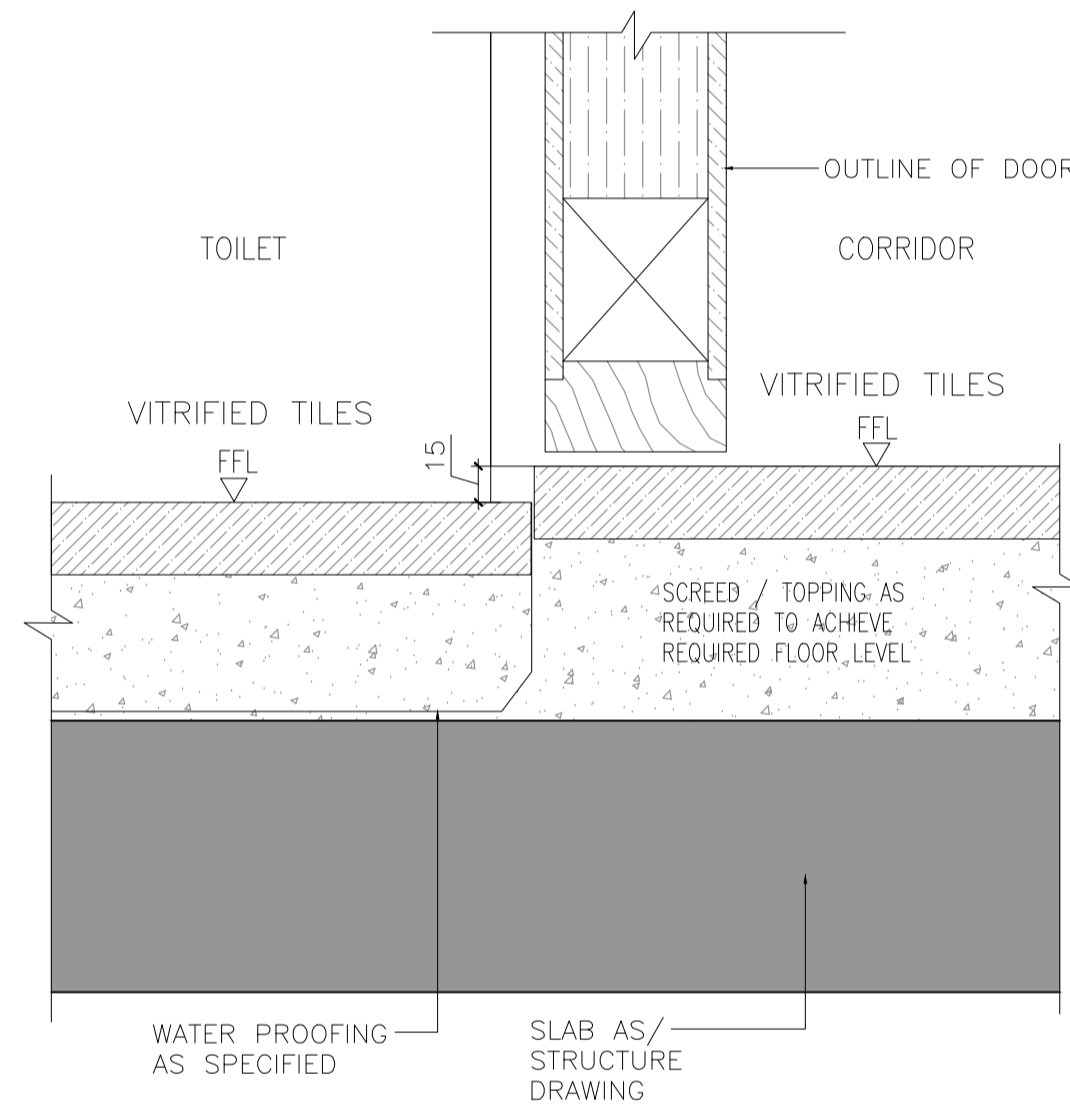
TITLE:



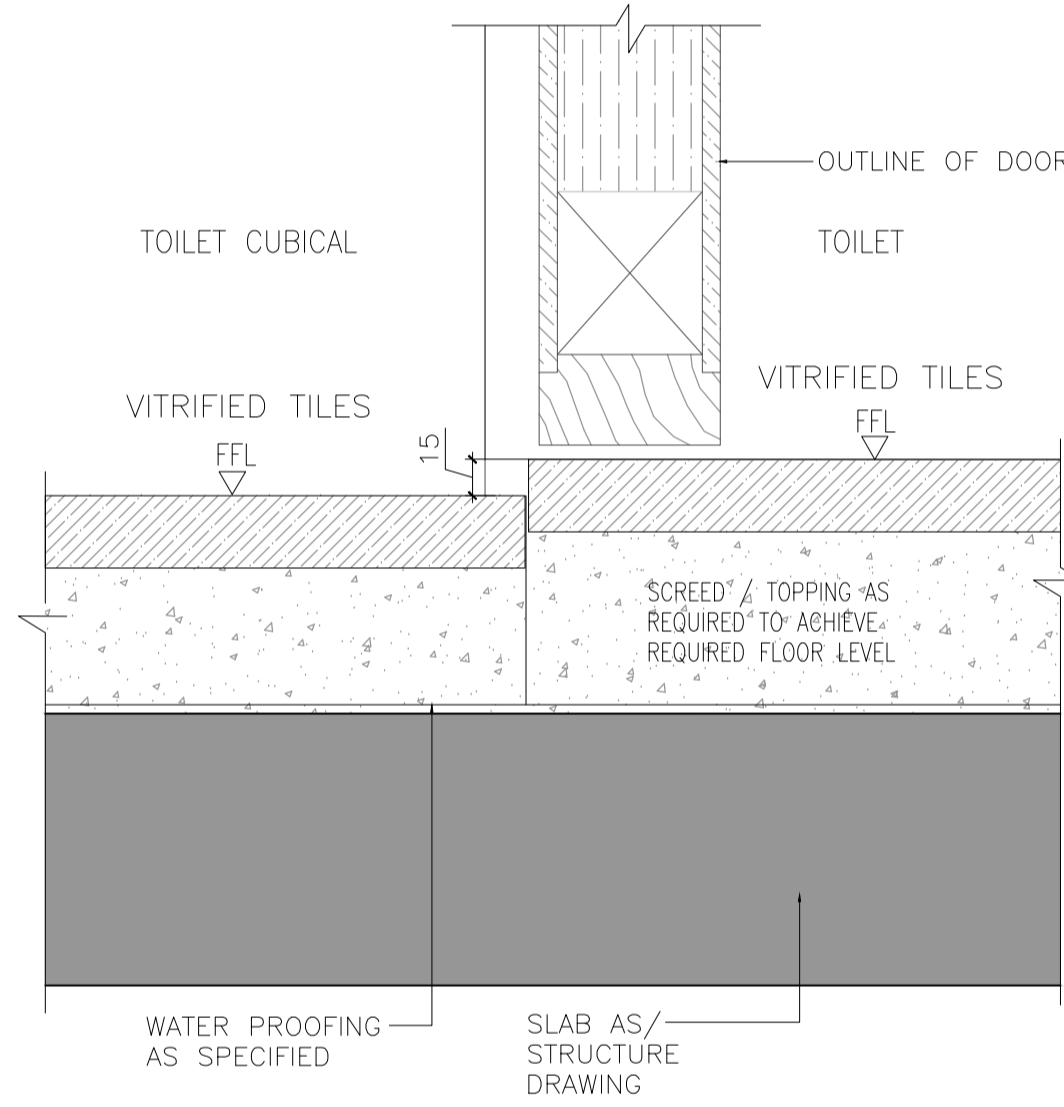
1.1 TYPICAL CEILING DETAIL (GYP BOARD PANEL)
SCALE 1:5



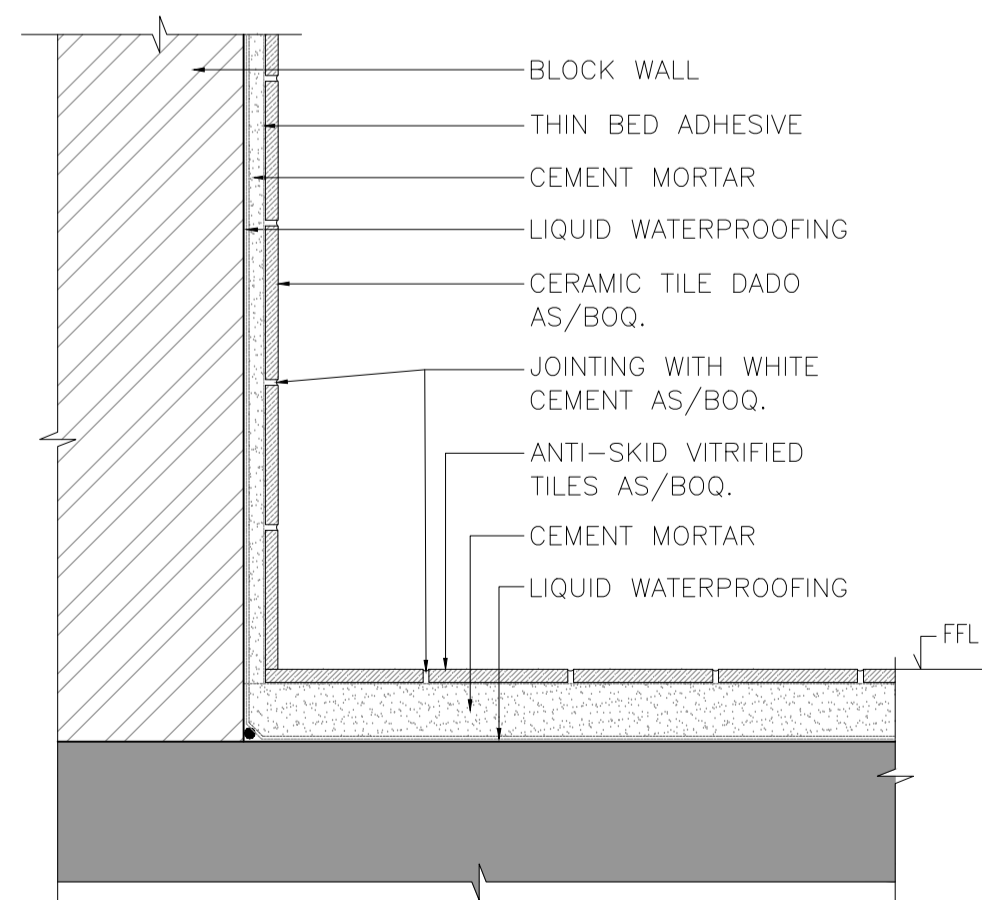
1.2 TYPICAL CEILING DETAIL (GYPSUM BOARD & MINERAL FIBER)
SCALE 1:5



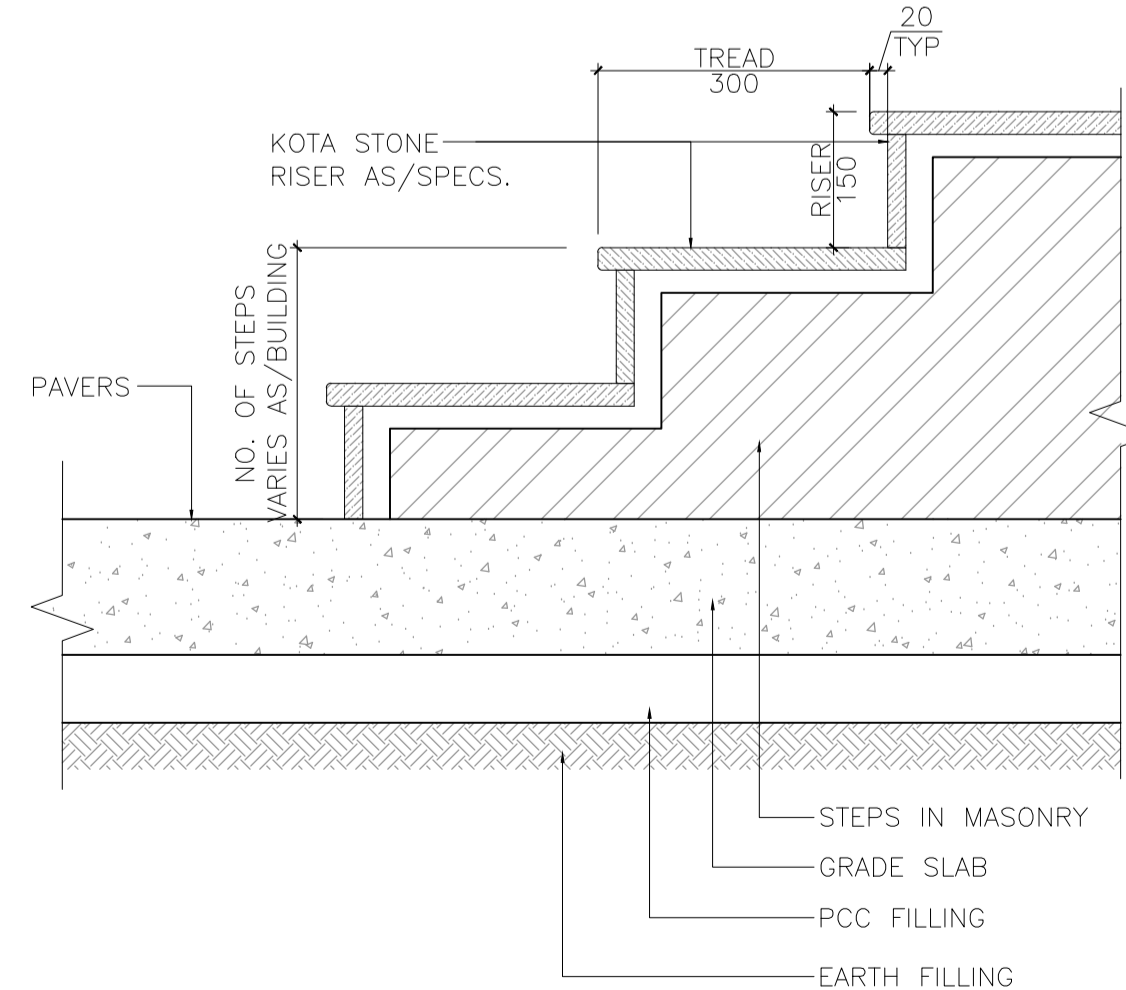
1.3 THRESHOLD DETAIL @ LOBBY & TOILET
SCALE 1:2



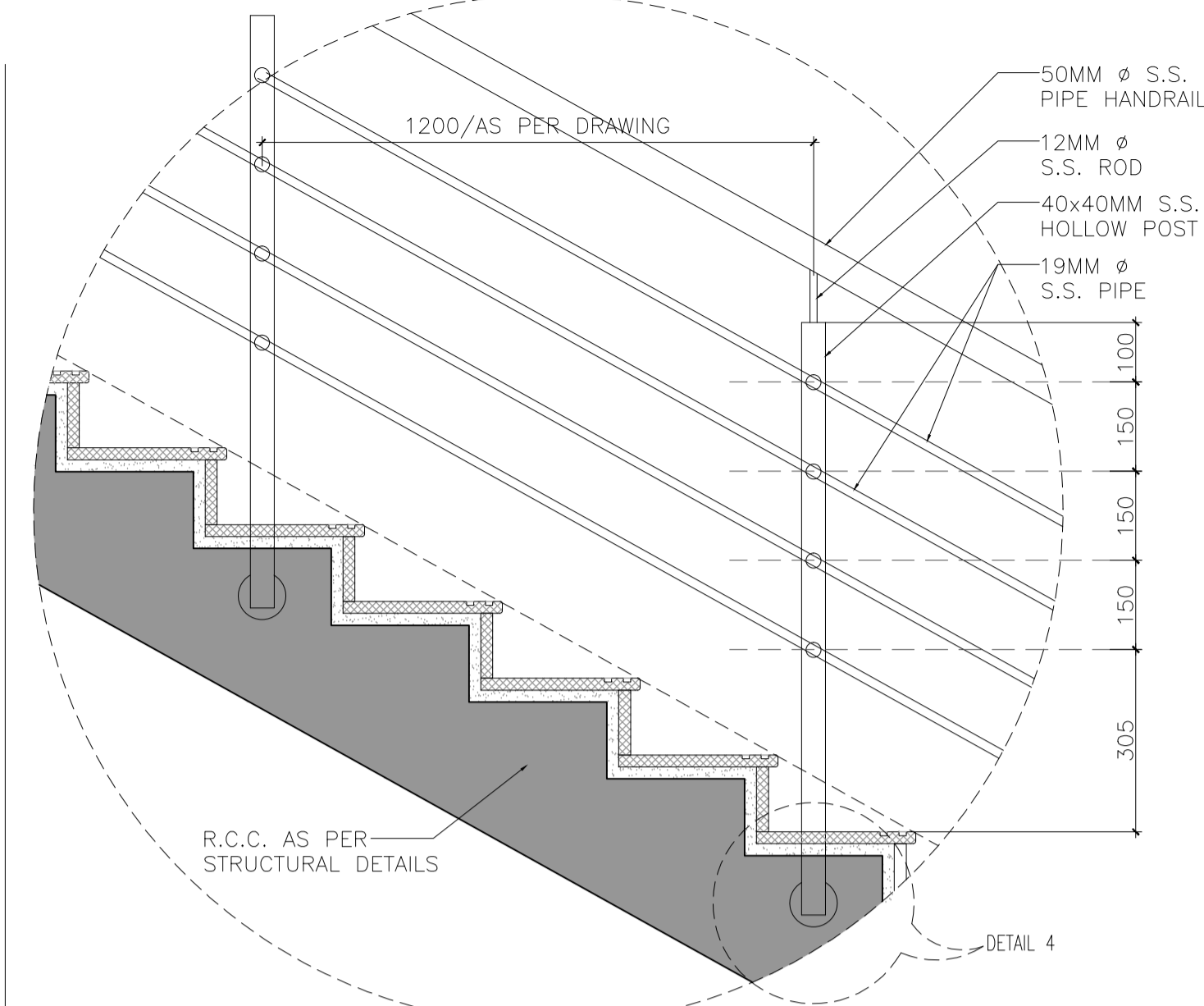
1.4 THRESHOLD DETAIL @ TOILET & TOILET CUBICAL
SCALE 1:2



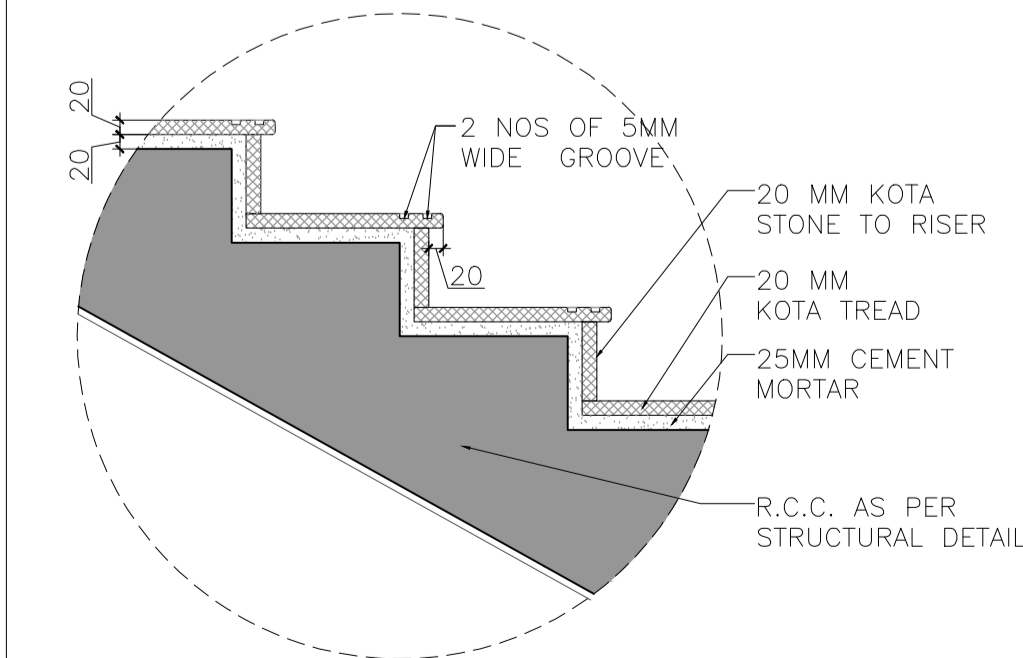
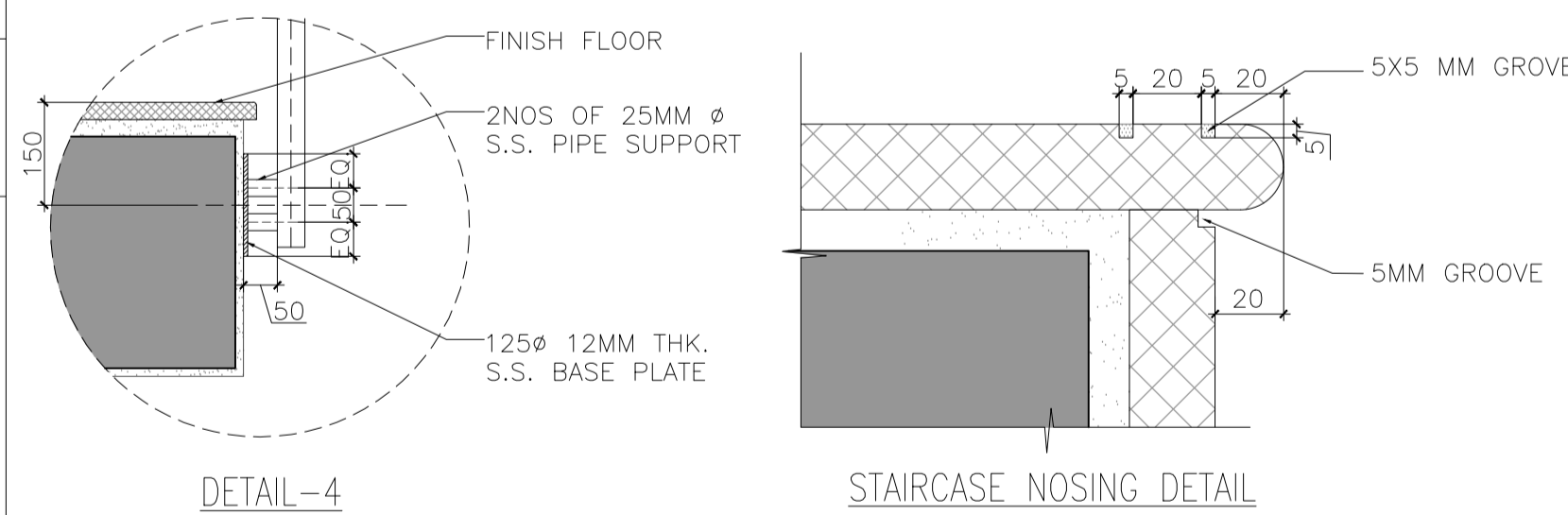
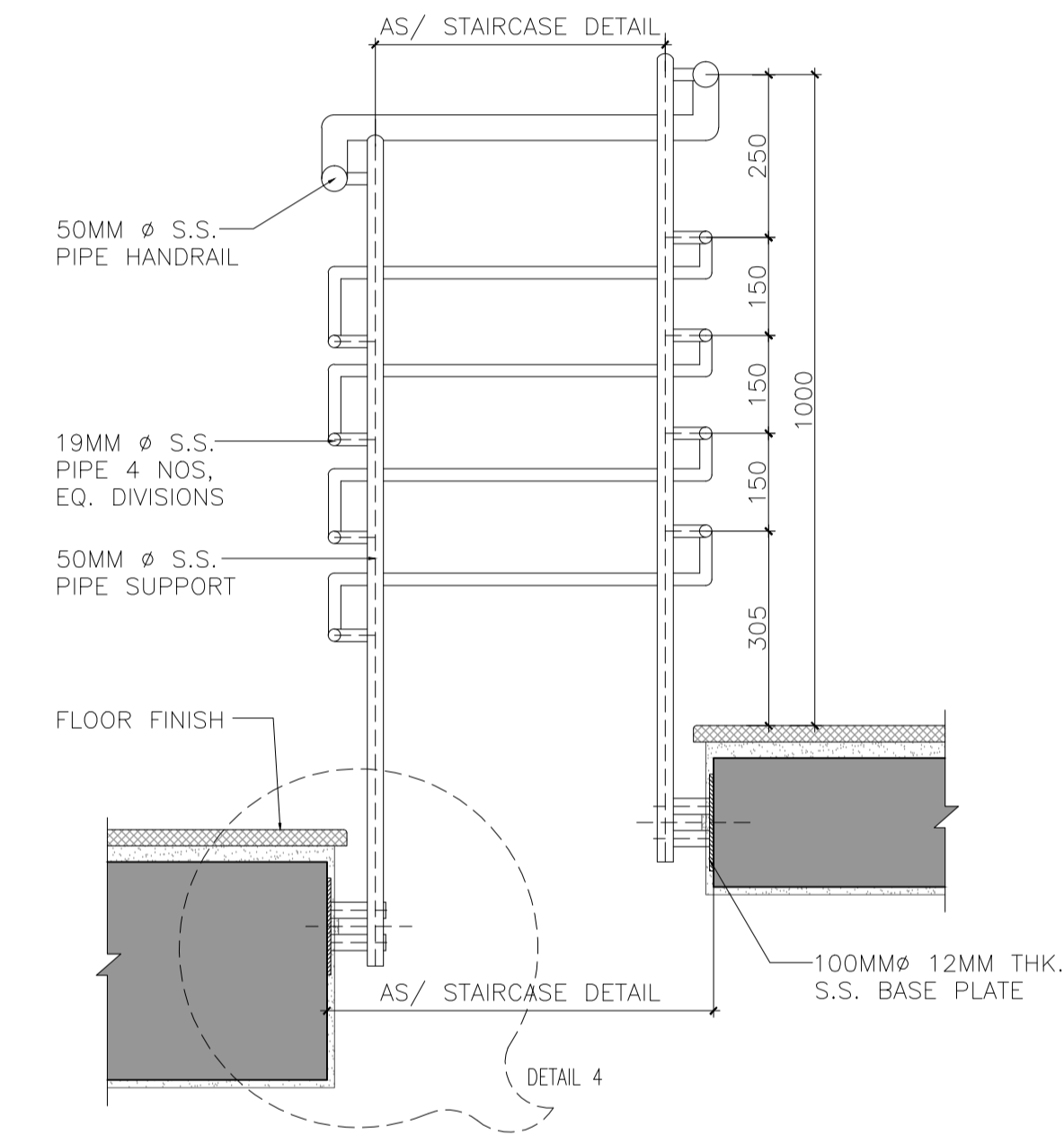
1.5 TYPICAL FLOORING DETAIL @ TOILET
SCALE 1:5



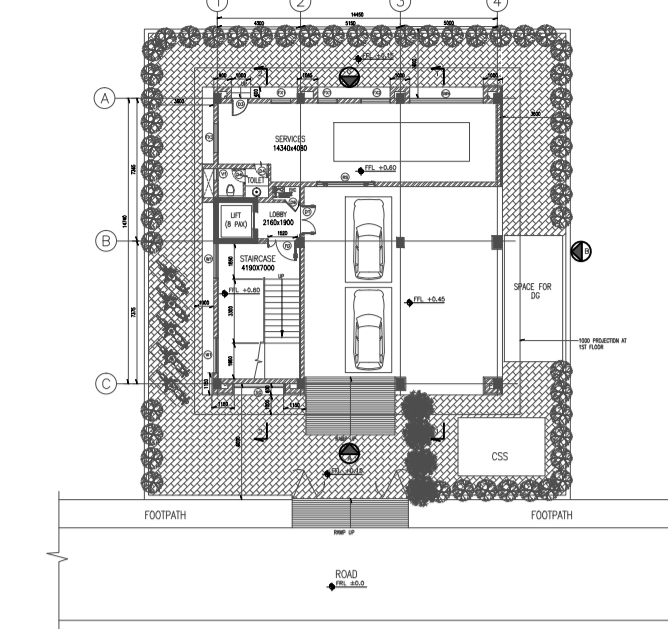
1.6 TYPICAL STEPS DETAIL
SCALE 1:10



1.7 STAIRCASE STEPS & RAILING DETAIL
SCALE 1:5



FOR TENDER PURPOSE ONLY
DO NOT SCALE
P (PRELIMINARY) ISSUES ARE NOT TO BE USED FOR CONSTRUCTION / FABRICATION BUT ARE ISSUED FOR LIMITED PURPOSES ONLY AS INDICATED IN THE SMALL BLOCK ABOVE THIS BLOCK.
CONSTRUCTION / FABRICATION WORK IS PERMITTED ON R (RELEASED) ISSUES ONLY.
INFORMATION CONTAINED WITHIN 'HOLD' IS NOT RELEASED FOR CONSTRUCTION / FABRICATION. FIELD MUST GET DESIGN OFFICE TO CLEAR 'HOLD' IN TIME BEFORE PROCEEDING WITH ANY CONSTRUCTION / FABRICATION WORK RELATED TO 'HOLD'.
Proprietary rights of the information contained herein belong to TCE. This information is intended to be used for the mentioned purpose/project only. In case of misuse of information and any claim arising thereon, cost and consequence will be on the party misusing the information.



KEY PLAN
(SCALE - NTS)

- NOTES:**
- ALL DIMENSIONS ARE IN MILLIMETERS AND ELEVATIONS ARE IN METRES, UNLESS OTHERWISE NOTED.
 - ALL THE DIMENSIONS SHALL BE CHECKED AND VERIFIED AT SITE.
 - DRAWING SHALL NOT BE SCALED, WRITTEN DIMENSIONS SHALL BE FOLLOWED.
 - ALL FLOOR LEVELS MENTIONED ARE FINISHED FLOOR LEVELS UNLESS OTHERWISE NOTED.
 - ALL DIMENSIONS ARE INDICATED CONSIDERING UNPLASTERED MASONRY / CONCRETE OTHERWISE NOTED.
 - FINISHED FLOOR LEVELS FOR TOILETS & BALCONY TO BE 15MM BELOW GENERAL FINISHED FLOOR LEVEL AND SHALL SLOPE TOWARDS THE FLOOR DRAIN.
 - WATERPROOFING OF ROOF SLABS SHALL BE AS PER SPECIFICATIONS.
 - READ THIS DRAWING IN CONJUNCTION WITH ITEMS OF WORK, STRUCTURAL, SERVICE AND MECHANICAL DRAWINGS.
 - ANY DISCREPANCY BETWEEN DRAWINGS SHALL BE BROUGHT TO THE NOTICE OF ARCHITECT BEFORE EXECUTION.
 - THIS DRAWING IS THE PROPERTY OF TCE AND IS NOT TO BE COPIED/USED/REPRODUCED WITHOUT THEIR PERMISSION.

SIGN.																			
INITIALS																			
REVISIONS																			
SIGN.																			
INITIALS																			
PO																			05-05-2020
ISSUE		DRN	DSN	CHD		CV	EL	IC	ME	PL	HVAC	EXT	LS		PE/PM	APPD			DATE

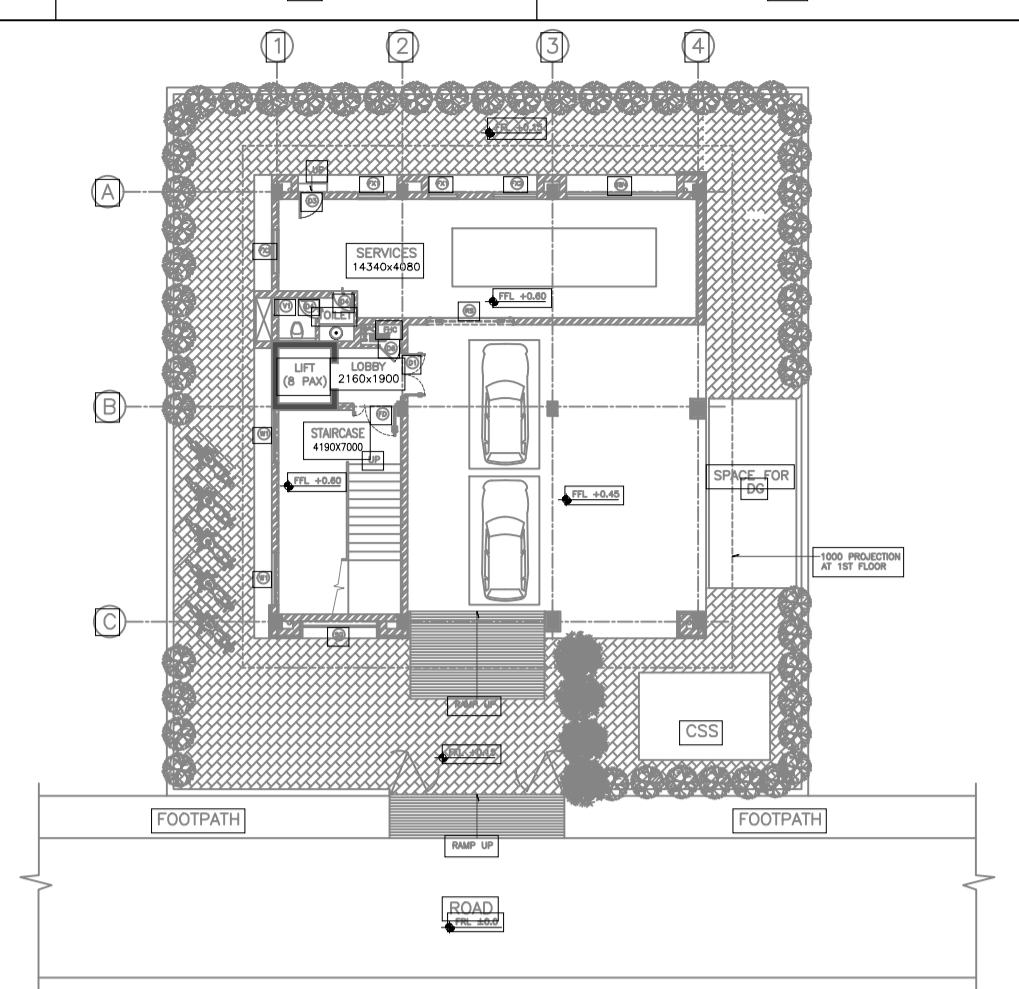
GUWAHATI SMART CITY LIMITED
SMART CITY MISSION GUWAHATI

GENERAL CONSTRUCTION DETAIL

TATA CONSULTING ENGINEERS LIMITED
MUMBAI

SCALE : AS NOTED DWG NO. TCE.10477A-AC-1007-AC-10001 ISSUE PO
DC & DISC: DEL-AC

S.NO	AREA	FLOORING	SKIRTING/ THRESHOLD/ CILL STONE	WALLS	CEILING	DOORS WNDOWS AND VENTILATION	RAILING
GROUND FLOOR	1	PARKING AREA	HARD FLOOR	HARD FLOOR	PLASTIC EMULSION PAINT, TEXTURE PAINT ON EXTERIOR WALLS	DISTEMPERING WITH 1st QUALITY ACRYLIC DISTEMPER	FLUSH DOOR, ROLLING SHUTTER
	2	LIFT LOBBY	VITRIFIED TILE	VITRIFIED TILE	PLASTIC EMULSION PAINT	MINERAL FIBRE GRID CEILING	ALUMINUM TOUGHENED GLAZED DOOR
	3	TOILET	ANTI SKID VITRIFIED TILE	CERAMIC TILES	DISTEMPERING WITH 1st QUALITY ACRYLIC DISTEMPER AND CERAMIC DADO UPTO 2100MM HIGH. POLISHED GRANITE ON COUNTER TOP & FASCIA AND LEDGE WALL	DISTEMPERING WITH 1st QUALITY ACRYLIC DISTEMPER	FRP DOOR VENTILATOR- ALUMINUM FRAME WITH 6.0 mm THICK TOUGHENED GLASS
	4	SERVICE ROOM	KOTA	KOTA	DISTEMPERING WITH 1st QUALITY ACRYLIC DISTEMPER	DISTEMPERING WITH 1st QUALITY ACRYLIC DISTEMPER	METAL FIRE RATED DOOR WINDOW- ALUMINUM WINDOW WITH 6MM HIGH PERFORMANCE TOUGHENED GLASS
	5	STAIRCASE	TREAD - KOTA RISER - KOTA	KOTA	DISTEMPERING WITH 1st QUALITY ACRYLIC DISTEMPER	DISTEMPERING WITH 1st QUALITY ACRYLIC DISTEMPER	2HR FIRE RATED DOOR
FIRST FLOOR	1	RECEPTION	VITRIFIED TILE	VITRIFIED TILE	PLASTIC EMULSION PAINT	MINERAL FIBRE GRID CEILING/ GYPSUM CEILING	ALUMINUM TOUGHENED GLAZED DOOR, FLUSH DOOR
	2	MEETING ROOM	VITRIFIED TILE	VITRIFIED TILE	PLASTIC EMULSION PAINT	MINERAL FIBRE GRID CEILING/ GYPSUM CEILING	12MM FRAMELESS GLASS DOOR
	3	CONFERENCE ROOM	VITRIFIED TILE	VITRIFIED TILE	PLASTIC EMULSION PAINT	MINERAL FIBRE GRID CEILING/ GYPSUM CEILING	12MM FRAMELESS GLASS DOOR
	4	PA ROOM	VITRIFIED TILE	VITRIFIED TILE	PLASTIC EMULSION PAINT	MINERAL FIBRE GRID CEILING/ GYPSUM CEILING	NA
	5	DERECTOR'S ROOM	VITRIFIED TILE	VITRIFIED TILE	PLASTIC EMULSION PAINT	MINERAL FIBRE GRID CEILING/ GYPSUM CEILING	12MM FRAMELESS GLASS DOOR
	6	MANAGER ROOM	VITRIFIED TILE	VITRIFIED TILE	PLASTIC EMULSION PAINT	MINERAL FIBRE GRID CEILING/ GYPSUM CEILING	12MM FRAMELESS GLASS DOOR
	7	LIFT LOBBY	VITRIFIED TILE	VITRIFIED TILE	PLASTIC EMULSION PAINT	MINERAL FIBRE GRID CEILING	ALUMINUM TOUGHENED GLAZED DOOR
	8	LOBBY	VITRIFIED TILE	VITRIFIED TILE	PLASTIC EMULSION PAINT	MINERAL FIBRE GRID CEILING	ALUMINUM TOUGHENED GLAZED DOOR, FLUSH DOOR
	9	TOILET	ANTI SKID VITRIFIED TILE	CERAMIC TILES	DISTEMPERING WITH 1st QUALITY ACRYLIC DISTEMPER AND CERAMIC DADO UPTO 2100MM HIGH. POLISHED GRANITE ON COUNTER TOP & FASCIA AND LEDGE WALL	DISTEMPERING WITH 1st QUALITY ACRYLIC DISTEMPER	FRP DOOR VENTILATOR- ALUMINUM FRAME WITH 6.0 mm THICK TOUGHENED GLASS
	10	ELECTRICAL ROOM	KOTA	KOTA	DISTEMPERING WITH 1st QUALITY ACRYLIC DISTEMPER	DISTEMPERING WITH 1st QUALITY ACRYLIC DISTEMPER	2HR FIRE RATED DOOR WINDOW- ALUMINUM WINDOW WITH 6MM HIGH PERFORMANCE TOUGHENED GLASS
	11	HUB ROOM	KOTA	KOTA	DISTEMPERING WITH 1st QUALITY ACRYLIC DISTEMPER	DISTEMPERING WITH 1st QUALITY ACRYLIC DISTEMPER	FLUSH DOOR WINDOW- ALUMINUM WINDOW WITH 6MM HIGH PERFORMANCE TOUGHENED GLASS
	12	BMS	KOTA	KOTA	DISTEMPERING WITH 1st QUALITY ACRYLIC DISTEMPER	DISTEMPERING WITH 1st QUALITY ACRYLIC DISTEMPER	FLUSH DOOR WINDOW- ALUMINUM WINDOW WITH 6MM HIGH PERFORMANCE TOUGHENED GLASS
	13	RECORD ROOM	KOTA	KOTA	DISTEMPERING WITH 1st QUALITY ACRYLIC DISTEMPER	DISTEMPERING WITH 1st QUALITY ACRYLIC DISTEMPER	FLUSH DOOR
	14	STAIRCASE	TREAD - KOTA RISER - KOTA	KOTA	DISTEMPERING WITH 1st QUALITY ACRYLIC DISTEMPER	DISTEMPERING WITH 1st QUALITY ACRYLIC DISTEMPER	2HR FIRE RATED DOOR
SECOND FLOOR	1	CANTEEN	VITRIFIED TILE	VITRIFIED TILE	PLASTIC EMULSION PAINT	MINERAL FIBRE GRID CEILING/ GYPSUM CEILING	12MM FRAMELESS GLASS DOOR
	2	CONFERENCE ROOM	VITRIFIED TILE	VITRIFIED TILE	PLASTIC EMULSION PAINT	MINERAL FIBRE GRID CEILING/ GYPSUM CEILING	12MM FRAMELESS GLASS DOOR
	3	LOBBY	VITRIFIED TILE	VITRIFIED TILE	PLASTIC EMULSION PAINT	MINERAL FIBRE GRID CEILING	ALUMINUM TOUGHENED GLAZED DOOR
	4	LIFT LOBBY	VITRIFIED TILE	VITRIFIED TILE	PLASTIC EMULSION PAINT	MINERAL FIBRE GRID CEILING	ALUMINUM TOUGHENED GLAZED DOOR, FLUSH DOOR
	5	TOILET	ANTI SKID VITRIFIED TILE	CERAMIC TILES	DISTEMPERING WITH 1st QUALITY ACRYLIC DISTEMPER AND CERAMIC DADO UPTO 2100MM HIGH. POLISHED GRANITE ON COUNTER TOP & FASCIA AND LEDGE WALL	DISTEMPERING WITH 1st QUALITY ACRYLIC DISTEMPER	FRP DOOR VENTILATOR- ALUMINUM FRAME WITH 6.0 mm THICK TOUGHENED GLASS
	7	ELECTRICAL ROOM	KOTA	KOTA	DISTEMPERING WITH 1st QUALITY ACRYLIC DISTEMPER	DISTEMPERING WITH 1st QUALITY ACRYLIC DISTEMPER	2HR FIRE RATED DOOR WINDOW- ALUMINUM WINDOW WITH 6MM HIGH PERFORMANCE TOUGHENED GLASS
	8	HUB ROOM	KOTA	KOTA	DISTEMPERING WITH 1st QUALITY ACRYLIC DISTEMPER	DISTEMPERING WITH 1st QUALITY ACRYLIC DISTEMPER	FLUSH DOOR WINDOW- ALUMINUM WINDOW WITH 6MM HIGH PERFORMANCE TOUGHENED GLASS
	9	UPS/ ELEC. ROOM	KOTA	KOTA	DISTEMPERING WITH 1st QUALITY ACRYLIC DISTEMPER	DISTEMPERING WITH 1st QUALITY ACRYLIC DISTEMPER	2HR FIRE RATED DOOR WINDOW- ALUMINUM WINDOW WITH 6MM HIGH PERFORMANCE TOUGHENED GLASS
	14	STAIRCASE	TREAD - KOTA RISER - KOTA	KOTA	DISTEMPERING WITH 1st QUALITY ACRYLIC DISTEMPER	DISTEMPERING WITH 1st QUALITY ACRYLIC DISTEMPER	METAL FIRE RATED DOOR
THIRD FLOOR	1	LOBBY	VITRIFIED TILE	VITRIFIED TILE	PLASTIC EMULSION PAINT	MINERAL FIBRE GRID CEILING	ALUMINUM TOUGHENED GLAZED DOOR
	2	LIFT LOBBY	VITRIFIED TILE	VITRIFIED TILE	PLASTIC EMULSION PAINT	MINERAL FIBRE GRID CEILING	ALUMINUM TOUGHENED GLAZED DOOR
	3	TOILET	ANTI SKID VITRIFIED TILE	CERAMIC TILES	DISTEMPERING WITH 1st QUALITY ACRYLIC DISTEMPER AND CERAMIC DADO UPTO 2200MM HIGH. POLISHED GRANITE ON COUNTER TOP & FASCIA AND LEDGE WALL	DISTEMPERING WITH 1st QUALITY ACRYLIC DISTEMPER	FLUSH DOOR VENTILATOR- ALUMINUM FRAME WITH 6.0 mm THICK TOUGHENED GLASS
	4	ELECTRICAL ROOM	KOTA	KOTA	DISTEMPERING WITH 1st QUALITY ACRYLIC DISTEMPER	DISTEMPERING WITH 1st QUALITY ACRYLIC DISTEMPER	2HR FIRE RATED DOOR WINDOW- ALUMINUM WINDOW WITH 6MM HIGH PERFORMANCE TOUGHENED GLASS
	5	HUB ROOM	KOTA	KOTA	DISTEMPERING WITH 1st QUALITY ACRYLIC DISTEMPER	DISTEMPERING WITH 1st QUALITY ACRYLIC DISTEMPER	FLUSH DOOR WINDOW- ALUMINUM WINDOW WITH 6MM HIGH PERFORMANCE TOUGHENED GLASS
	6	AHU ROOM	KOTA	KOTA	DISTEMPERING WITH 1st QUALITY ACRYLIC DISTEMPER	DISTEMPERING WITH 1st QUALITY ACRYLIC DISTEMPER	2HR FIRE RATED DOOR WINDOW- ALUMINUM WINDOW WITH 6MM HIGH PERFORMANCE TOUGHENED GLASS
	7	NETWORK ROOM	KOTA	KOTA	DISTEMPERING WITH 1st QUALITY ACRYLIC DISTEMPER	DISTEMPERING WITH 1st QUALITY ACRYLIC DISTEMPER	FLUSH DOOR WINDOW- ALUMINUM WINDOW WITH 6MM HIGH PERFORMANCE TOUGHENED GLASS
	8	DATA CENTER	KOTA	KOTA	DISTEMPERING WITH 1st QUALITY ACRYLIC DISTEMPER	DISTEMPERING WITH 1st QUALITY ACRYLIC DISTEMPER	FLUSH DOOR WINDOW- ALUMINUM WINDOW WITH 6MM HIGH PERFORMANCE TOUGHENED GLASS
	9	STAIRCASE	TREAD - KOTA RISER - KOTA	KOTA	DISTEMPERING WITH 1st QUALITY ACRYLIC DISTEMPER	DISTEMPERING WITH 1st QUALITY ACRYLIC DISTEMPER	2HR FIRE RATED DOOR
FOURTH FLOOR	1	LOBBY	VITRIFIED TILE	VITRIFIED TILE	PLASTIC EMULSION PAINT	MINERAL FIBRE GRID CEILING	ALUMINUM TOUGHENED GLAZED DOOR
	2	LIFT LOBBY	VITRIFIED TILE	VITRIFIED TILE	PLASTIC EMULSION PAINT	MINERAL FIBRE GRID CEILING	ALUMINUM TOUGHENED GLAZED DOOR
	3	TOILET	ANTI SKID VITRIFIED TILE	CERAMIC TILES	DISTEMPERING WITH 1st QUALITY ACRYLIC DISTEMPER AND CERAMIC DADO UPTO 2200MM HIGH. POLISHED GRANITE ON COUNTER TOP & FASCIA AND LEDGE WALL	DISTEMPERING WITH 1st QUALITY ACRYLIC DISTEMPER	FLUSH DOOR VENTILATOR- ALUMINUM FRAME WITH 6.0 mm THICK TOUGHENED GLASS
	4	ELECTRICAL ROOM	KOTA	KOTA	DISTEMPERING WITH 1st QUALITY ACRYLIC DISTEMPER	DISTEMPERING WITH 1st QUALITY ACRYLIC DISTEMPER	2HR FIRE RATED DOOR WINDOW- ALUMINUM WINDOW WITH 6MM HIGH PERFORMANCE TOUGHENED GLASS
	5	CONFERENCE ROOM	WOODEN FLOORING	WOODEN	ACOUSTICAL GYPSUM BOARD PANEL	DISTEMPERING WITH 1st QUALITY ACRYLIC DISTEMPER	FLUSH DOOR WINDOW- ALUMINUM WINDOW WITH 6MM HIGH PERFORMANCE TOUGHENED GLASS
	6	COMMAND CONTROL CENTER	VINYL FLOORING	VINYL	ACOUSTICAL GYPSUM BOARD PANEL	DISTEMPERING WITH 1st QUALITY ACRYLIC DISTEMPER	2HR FIRE RATED DOOR WINDOW- ALUMINUM WINDOW WITH 6MM HIGH PERFORMANCE TOUGHENED GLASS
	7	STAIRCASE	TREAD - KOTA RISER - KOTA	KOTA	DISTEMPERING WITH 1st QUALITY ACRYLIC DISTEMPER	DISTEMPERING WITH 1st QUALITY ACRYLIC DISTEMPER	2HR FIRE RATED DOOR
TERRACE	56	MUMPTY	KOTA	KOTA	DISTEMPERING WITH 1st QUALITY ACRYLIC DISTEMPER	DISTEMPERING WITH 1st QUALITY ACRYLIC DISTEMPER	2HR FIRE RATED DOOR
	57	TERRACE AREA	HEAT RESISTANT TILES				
EXTERIOR FINISH	58	EXTERNAL WALL	TEXTURE EXTERIOR PAINT/ ACP CLADDING				



KEY PLAN (SCALE = NTS)

LEGEND:

200/100 THK. BRICK MASONRY	FGL	FINISHED GROUND LEVEL
DRAWING	RWP	RAIN WATER PIPE
THICK/THICKNESS	SQM	SQUARE METER
TREAD		
RISER		
TYPICAL		
FINISHED FLOOR LEVEL		

- NOTES:**
- ALL DIMENSIONS ARE IN MILLIMETERS AND ELEVATIONS ARE IN METRES, UNLESS OTHERWISE NOTED.
 - ALL THE DIMENSIONS SHALL BE CHECKED AND VERIFIED AT SITE.
 - DRAWING SHALL NOT BE SCALED, WRITTEN DIMENSIONS SHALL BE FOLLOWED.
 - ALL FLOOR LEVELS MENTIONED ARE FINISHED FLOOR LEVELS UNLESS OTHERWISE NOTED.
 - ALL DIMENSIONS ARE INDICATED CONSIDERING UNPLASTERED MASONRY/ CONCRETE UNLESS OTHERWISE NOTED.

ENGINEERING REFERENCE DRAWINGS/DOCUMENTS:

SIGN.																			
INITIALS																			
REVISIONS																			
SIGN.																			
INITIALS																			
NO.																			28-02-2019
ISSUE																			
	DRN	DSN	CHD	CV	EL	IC	ME	PL	HVAC	EXT	LS	PE/PM	APPD	DATE					

[FOR TENDER PURPOSE ONLY]

DO NOT SCALE

* (PRELIMINARY) ISSUES ARE NOT TO BE USED FOR CONSTRUCTION / FABRICATION BUT ARE ISSUED FOR LIMITED PURPOSES ONLY AS INDICATED IN THE SMALL BLOCK ABOVE THIS BLOCK.
CONSTRUCTION / FABRICATION WORK IS PERMITTED ON * (RELEASED) ISSUES ONLY.
INFORMATION CONTAINED WITHIN 'HOLD' IS NOT RELEASED FOR CONSTRUCTION / FABRICATION. FIELD MUST GET DESIGN OFFICE TO CLEAR 'HOLD' IN TIME BEFORE PROCEEDING WITH ANY CONSTRUCTION / FABRICATION WORK RELATED TO 'HOLD'.

Proprietary rights of the information contained herein belong to TCE. This information is intended to be used for the mentioned purpose/project only. In case of misuse of information and any claim arising thereof, cost and consequence will be on the party misusing the information.

GUWAHATI SMART CITY LIMITED
[SMART CITY MISSION GUWAHATI]

FINISHING SCHEDULE

TATA CONSULTING ENGINEERS LIMITED
MUMBAI