TITLE: FURNITURE LAYOUT – FOURTH FLOOR

DWG NO TCE.10477A-AC-1007-AC-10131

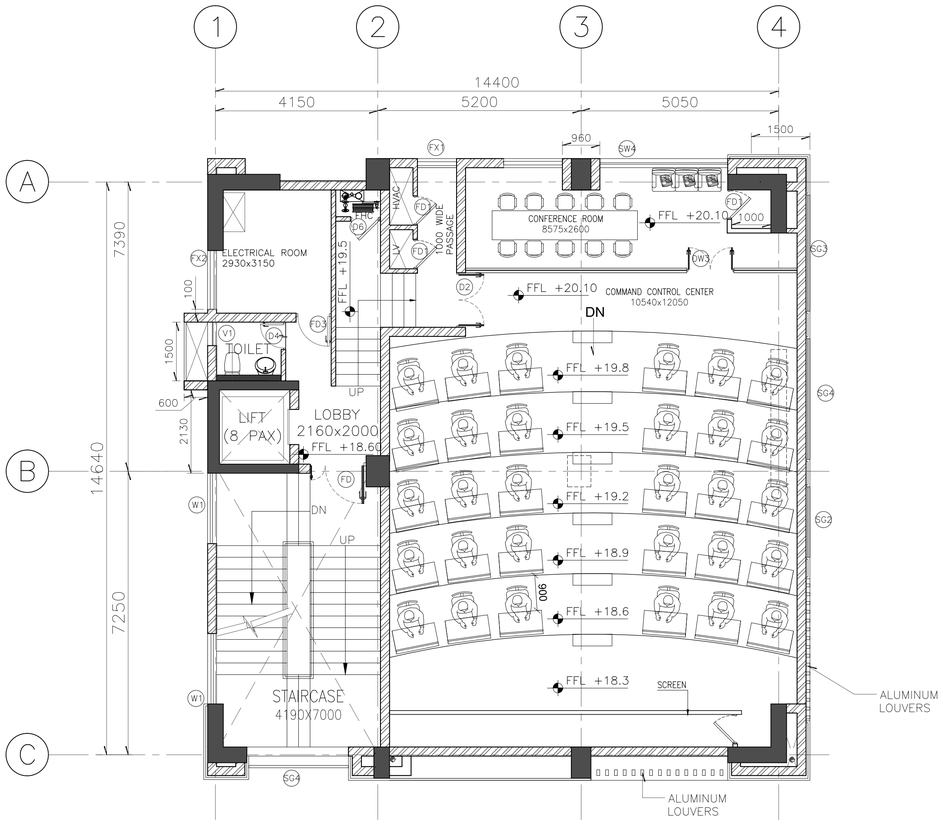

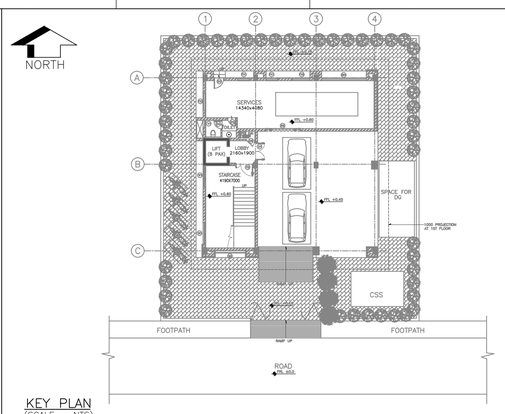

KEY PLAN
(SCALE – NTS)

LEGEND:

	200/100 THK. BRICK MASONRY	FGL	FINISHED GROUND LEVEL	
DWG	DRAWING	RWP	RAIN WATER PIPE	
THK	THICK/THICKNESS	SQM	SQUARE METER	
T	TREAD			
R	RISER			
TYP	TYPICAL			
FFL	FINISHED FLOOR LEVEL			

NOTES:

1. ALL DIMENSIONS ARE IN MILLIMETERS AND ELEVATIONS ARE IN METRES, UNLESS OTHERWISE NOTED.
2. ALL THE DIMENSIONS SHALL BE CHECKED AND VERIFIED AT SITE.
3. DRAWING SHALL NOT BE SCALED, WRITTEN DIMENSIONS SHALL BE FOLLOWED.
4. ALL FLOOR LEVELS MENTIONED ARE FINISHED FLOOR LEVELS UNLESS OTHERWISE NOTED.
5. ALL DIMENSIONS ARE INDICATED CONSIDERING UNPLASTERED MASONRY/ CONCRETE UNLESS OTHERWISE NOTED.

ENGINEERING REFERENCE DRAWINGS/DOCUMENTS:

	SIGN.												
	INITIALS												
	REVISIONS												
	SIGN.												
	INITIALS												
	REVISIONS												
P0	SIGN.												05-05-2020
	INITIALS	SD	NM	NM							NM/AD	CRI	
ISSUE		DRN	DSN	CHD	CV	EL	IC	ME	PL	HVAC	EXT	LS	PE/PM	APPD	DATE
					CLEARED										

FOR TENDER PURPOSE ONLY

DO NOT SCALE

'P' (PRELIMINARY) ISSUES ARE NOT TO BE USED FOR CONSTRUCTION / FABRICATION BUT ARE ISSUED FOR LIMITED PURPOSES ONLY AS INDICATED IN THE SMALL BLOCK ABOVE THIS BLOCK.

CONSTRUCTION / FABRICATION WORK IS PERMITTED ON 'R' (RELEASED) ISSUES ONLY.

INFORMATION CONTAINED WITHIN 'HOLD' IS NOT RELEASED FOR CONSTUCTION / FABRICATION. FIELD MUST GET DESIGN OFFICE TO CLEAR 'HOLDS' IN TIME BEFORE PROCEEDING WITH ANY CONSTRUCTION / FABRICATION WORK RELATED TO 'HOLDS'.

Proprietary rights of the information contained herein belong to TCE. This information is intended to be used for the mentioned purpose/project only. In case of misuse of information and any claim arising thereof, cost and consequence will be on the party misusing the information.

FILE NAME : TCE.10477A-AC-1007-AC-10131

GUWAHATI SMART CITY LIMITED
SMART CITY MISSION GUWAHATI

FURNITURE LAYOUT – FOURTH FLOOR

TATA CONSULTING ENGINEERS LIMITED
MUMBAI

SCALE : 1:75
DC & DISC : DEL–AC
DWG NO TCE.10477A–AC–1007–AC–10131
ISSUE P0
SIZE–A1

FILE NAME: F–091–Rev–R0.dwg

TCE FORM NO. 091 R0

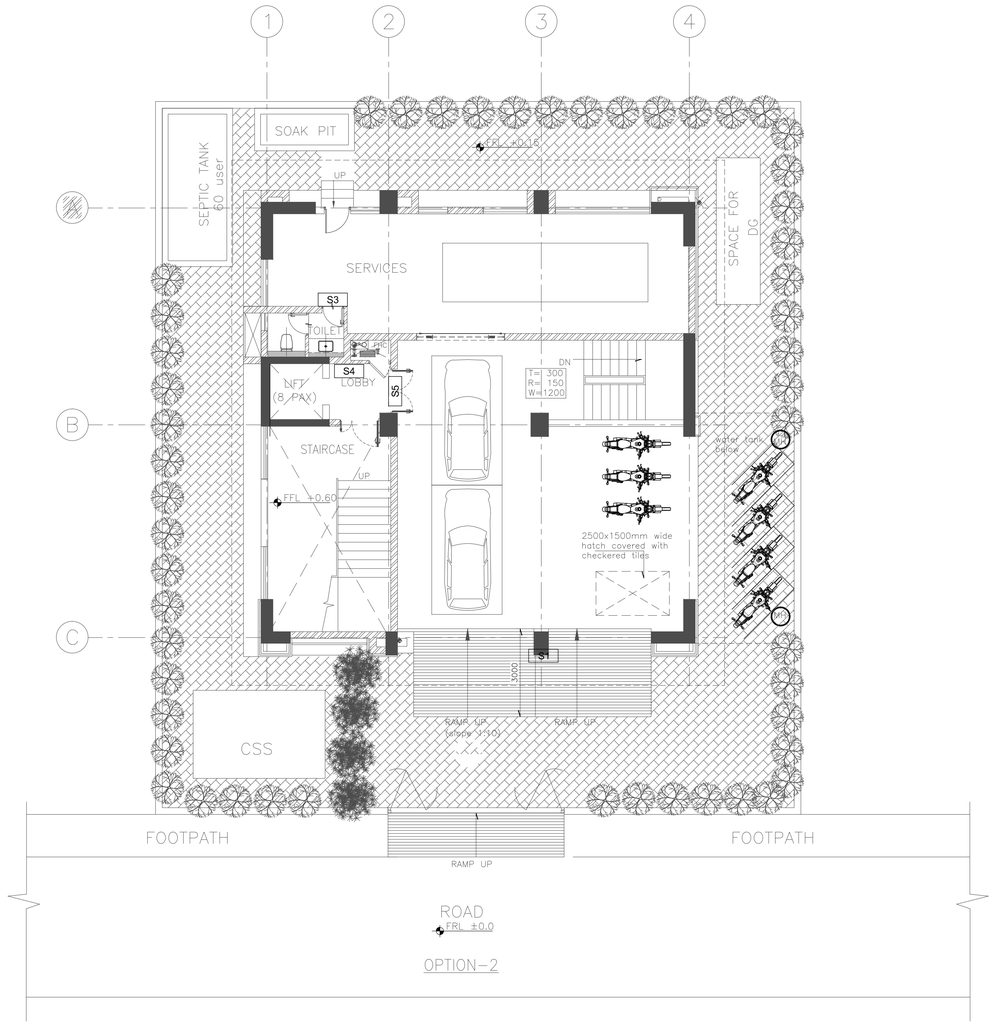

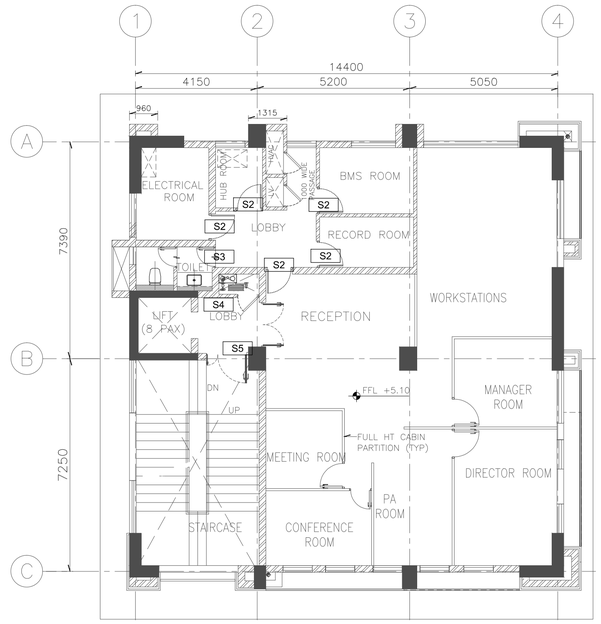

1ST FLOOR PLAN

LEGEND

S1	External wall - Building Name
S2	General Door Mounted
S3	Toilets - Door mounted
S4	Floor identification - Wall mounted
S5	Emergency Exit (Photoluminecent signages on foam board)
S6	Push/Pull - Door mounted

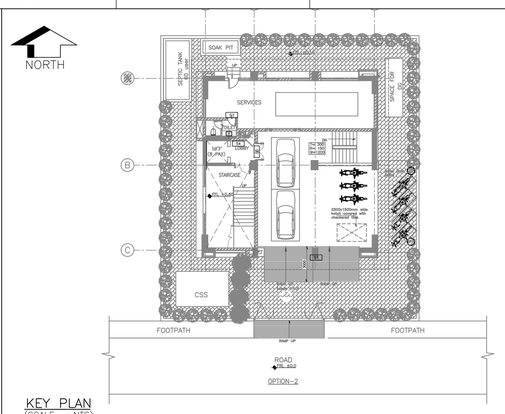

KEY PLAN
(SCALE – NTS)

LEGEND:

	200/100 THK. BRICK MASONRY	FGL	FINISHED GROUND LEVEL
DWG	DRAWING	RWP	RAIN WATER PIPE
THK	THICK/THICKNESS	SQM	SQUARE METER
T	TREAD		
R	RISER		
TYP	TYPICAL		
FFL	FINISHED FLOOR LEVEL		

NOTES:

1. ALL DIMENSIONS ARE IN MILLIMETERS AND ELEVATIONS ARE IN METRES, UNLESS OTHERWISE NOTED.
2. ALL THE DIMENSIONS SHALL BE CHECKED AND VERIFIED AT SITE.
3. DRAWING SHALL NOT BE SCALED, WRITTEN DIMENSIONS SHALL BE FOLLOWED.
4. ALL FLOOR LEVELS MENTIONED ARE FINISHED FLOOR LEVELS UNLESS OTHERWISE NOTED.
5. ALL DIMENSIONS ARE INDICATED CONSIDERING UNPLASTERED MASONRY/ CONCRETE UNLESS OTHERWISE NOTED.

ENGINEERING REFERENCE DRAWINGS/DOCUMENTS:

FOR TENDER PURPOSE ONLY

DO NOT SCALE

'P' (PRELIMINARY) ISSUES ARE NOT TO BE USED FOR CONSTRUCTION / FABRICATION BUT ARE ISSUED FOR LIMITED PURPOSES ONLY AS INDICATED IN THE SMALL BLOCK ABOVE THIS BLOCK.

CONSTRUCTION / FABRICATION WORK IS PERMITTED ON 'R' (RELEASED) ISSUES ONLY.

INFORMATION CONTAINED WITHIN 'HOLD' IS NOT RELEASED FOR CONSTUCTION / FABRICATION. FIELD MUST GET DESIGN OFFICE TO CLEAR 'HOLDS' IN TIME BEFORE PROCEEDING WITH ANY CONSTRUCTION / FABRICATION WORK RELATED TO 'HOLDS'.

Proprietary rights of the information contained herein belong to TCE. This information is intended to be used for the mentioned purpose/project only. In case of misuse of information and any claim arising thereof, cost and consequence will be on the party misusing the information.

FILE NAME : TCE.10477A–AC–1007–AC–10132

	SIGN.												
	INITIALS												
	REVISIONS												
	SIGN.												
	INITIALS												
	REVISIONS												
P0	SIGN.												05–05–2020
	INITIALS	SD	NM	NM								NM/AD	CRI
ISSUE		DRN	DSN	CHD	CV	EL	IC	ME	PL	HVAC	EXT	LS	PE/PM	APPD	DATE
					CLEARED										

GUWAHATI SMART CITY LIMITED

SMART CITY MISSION GUWAHATI

SIGNAGE PLAN
GROUND FLOOR & FIRST FLOOR

TATA CONSULTING ENGINEERS LIMITED

MUMBAI

SCALE : 1:100

DC & DISC: DEL–AC

DWG NO TCE.10477A–AC–1007–AC–10132

ISSUE P0

SIZE–A1

TITLE: SIGNAGE PLAN GROUND FLOOR & FIRST FLOOR

DWG NO TCE.10477A–AC–1007–AC–10132

FILE NAME: F–091–Rev–R0.dwg

TCE FORM NO. 091 R0

TITLE: SIGNAGE PLAN
SECOND FLOOR, THIRD FLOOR & FOURTH FLOOR

DWG NO TCE.10477A-AC-1007-AC-10133

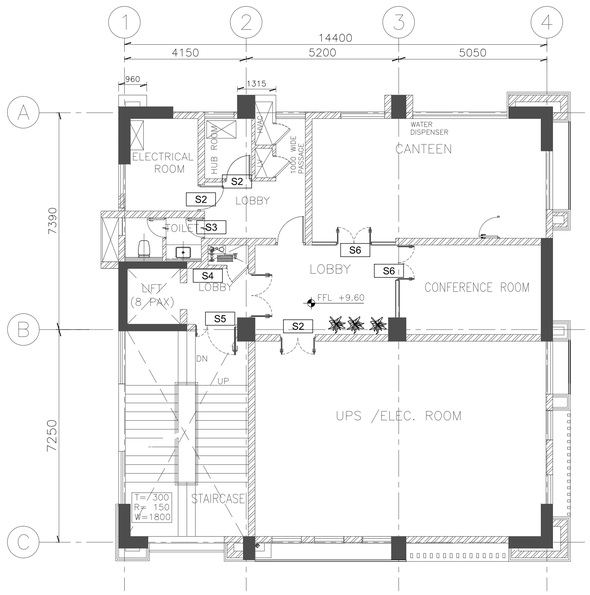

2nd FLOOR PLAN

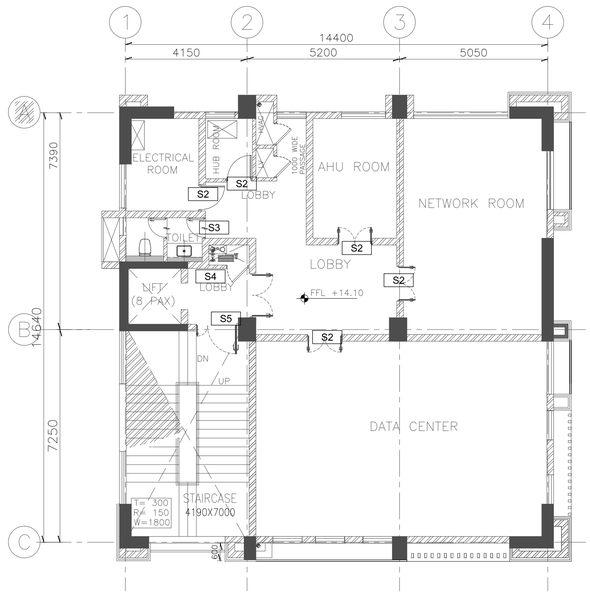

3rd FLOOR PLAN

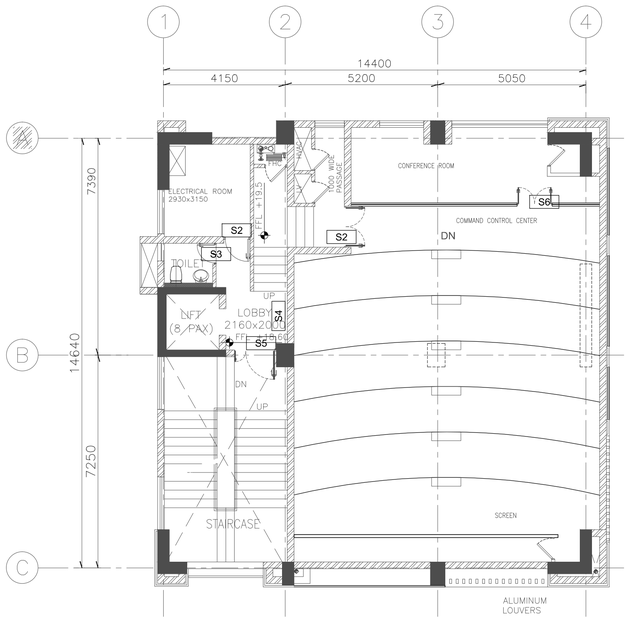

4TH FLOOR PLAN

LEGEND

- S1 External wall - Building Name
- S2 General Door Mounted
- S3 Toilets - Door mounted
- S4 Floor identification - Wall mounted
- S5 Emergency Exit (Photoluminecent signages on foam board)
- S6 Push/Pull - Door mounted

NORTH

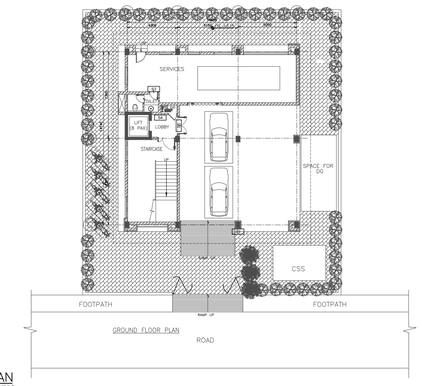

KEY PLAN
(SCALE – NTS)

LEGEND:

	200/100 THK. BRICK MASONRY	FGL	FINISHED GROUND LEVEL
DWG	DRAWING	RWP	RAIN WATER PIPE
THK	THICK/THICKNESS	SQM	SQUARE METER
T	TREAD		
R	RISER		
TYP	TYPICAL		
FFL	FINISHED FLOOR LEVEL		

NOTES:

1. ALL DIMENSIONS ARE IN MILLIMETERS AND ELEVATIONS ARE IN METRES, UNLESS OTHERWISE NOTED.
2. ALL THE DIMENSIONS SHALL BE CHECKED AND VERIFIED AT SITE.
3. DRAWING SHALL NOT BE SCALED, WRITTEN DIMENSIONS SHALL BE FOLLOWED.
4. ALL FLOOR LEVELS MENTIONED ARE FINISHED FLOOR LEVELS UNLESS OTHERWISE NOTED.
5. ALL DIMENSIONS ARE INDICATED CONSIDERING UNPLASTERED MASONRY/ CONCRETE UNLESS OTHERWISE NOTED.

ENGINEERING REFERENCE DRAWINGS/DOCUMENTS:

FOR TENDER PURPOSE ONLY

DO NOT SCALE

'P' (PRELIMINARY) ISSUES ARE NOT TO BE USED FOR CONSTRUCTION / FABRICATION BUT ARE ISSUED FOR LIMITED PURPOSES ONLY AS INDICATED IN THE SMALL BLOCK ABOVE THIS BLOCK.

CONSTRUCTION / FABRICATION WORK IS PERMITTED ON 'R' (RELEASED) ISSUES ONLY.

INFORMATION CONTAINED WITHIN 'HOLD' IS NOT RELEASED FOR CONSTUCTION / FABRICATION. FIELD MUST GET DESIGN OFFICE TO CLEAR 'HOLDS' IN TIME BEFORE PROCEEDING WITH ANY CONSTRUCTION / FABRICATION WORK RELATED TO 'HOLDS'.

Proprietary rights of the information contained herein belong to TCE. This information is intended to be used for the mentioned purpose/project only. In case of misuse of information and any claim arising thereof, cost and consequence will be on the party misusing the information.

FILE NAME : TCE.10477A-AC-1007-AC-10133

ISSUE		DRN	DSN	CHD	CV	EL	IC	ME	PL	HVAC	EXT	LS	PE/PM	APPD	DATE
	SIGN.														
	INITIALS														
	REVISIONS														
	SIGN.														
	INITIALS														
	REVISIONS														
P0	SIGN.														05-05-2020
	INITIALS	SD	NM	NM									NM/AD	CRI	
					CLEARED										

GUWAHATI SMART CITY LIMITED
SMART CITY MISSION GUWAHATI

SIGNAGE PLAN
SECOND FLOOR, THIRD FLOOR & FOURTH FLOOR

TATA CONSULTING ENGINEERS LIMITED
MUMBAI

SCALE : 1:100
DC & DISC : DEL-AC
DWG NO TCE.10477A-AC-1007-AC-10133
ISSUE P0
SIZE-A1

FILE NAME: F-091-Rev-R0.dwg
TCE FORM NO. 091 R0